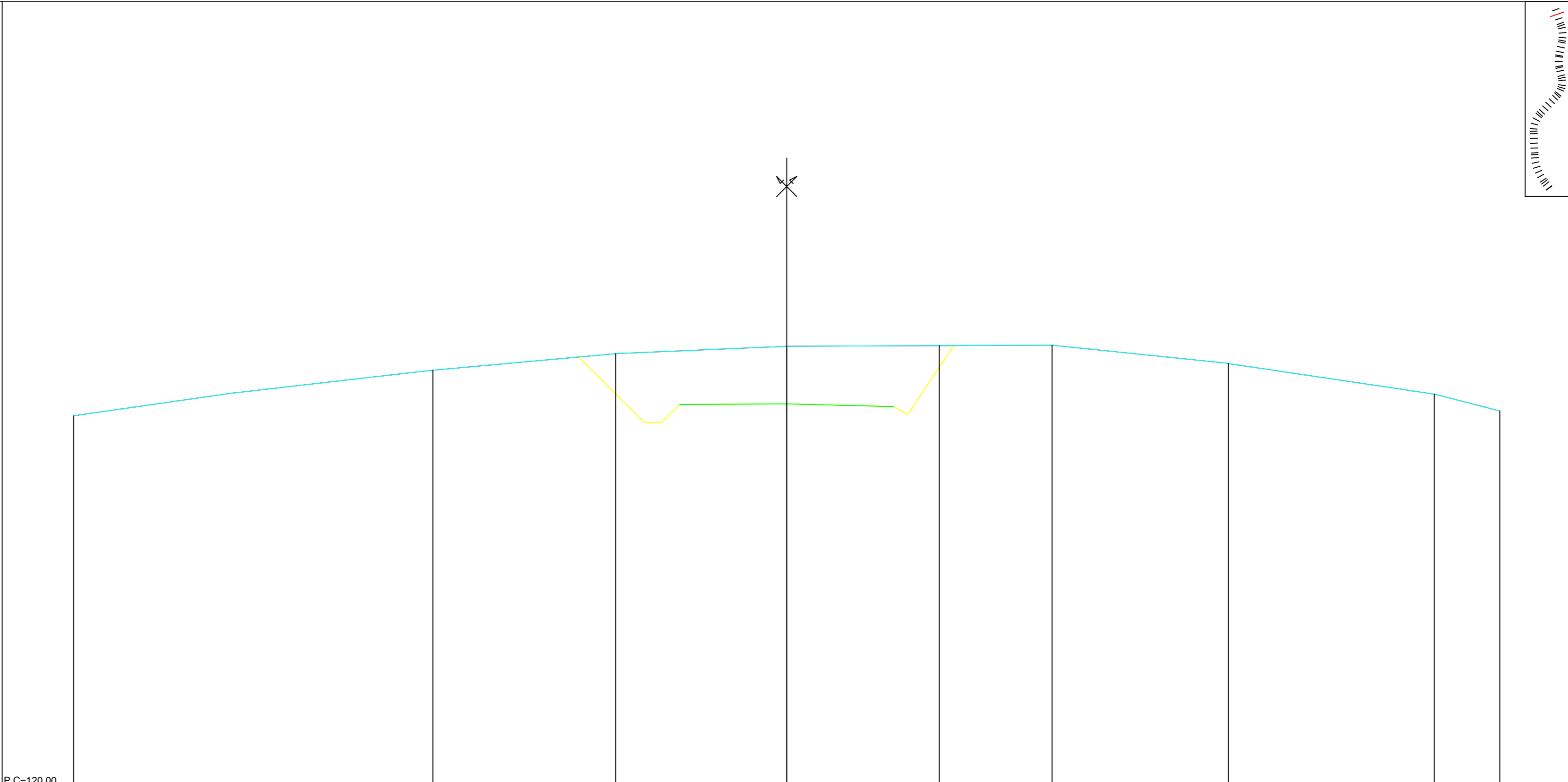



**PROJET HSNW2
PROFILS EN TRAVERS**

Profil 2 / P.K:10.00
 X=583093.90
 Y=4060507.80
 DEBLAIS : 9.66
 REMBLAIS : 0.00



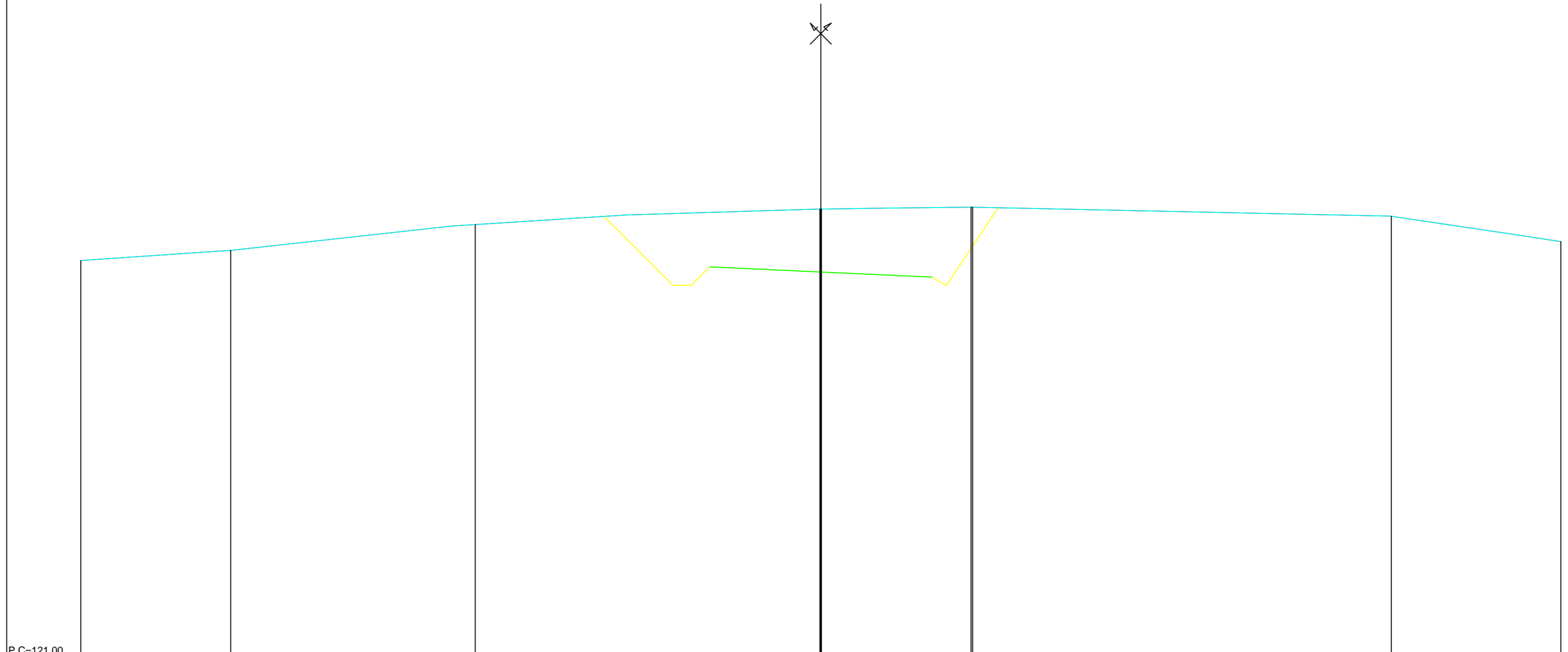
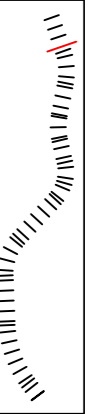
Dist. Part. Terrain Naturel	P.C.=120.00												
	0.85	3.64	3.02	2.52	5.08	4.80	4.22	3.16	4.86	4.49	1.26	1.84	
Dist.TN	-20.00				-9.92	-4.80	0.00	4.28	7.44	12.39		18.16	20.00
Cote TN	130.37				131.64	132.11	132.31	132.33	132.35	131.83		130.97	130.50
Dist. Part. Assise						1.33	3.00	3.00			1.15		
Dist Terrassement						-5.83	-4.00	-3.50	-3.00	0.00	3.00	3.39	4.68
Cote Terrassement						132.01	130.18	130.18	130.68	130.70	130.62	130.39	132.33
Dist. Part. Projet							3.00	3.00					
Dist Projet fini							-3.00	0.00	3.00				
Cote Projet fini							130.68	130.70	130.62				

Profil 3 / P.K:20.00
 X=583097.18
 Y=4060498.35
 DEBLAIS : 10.80
 REMBLAIS : 0.00



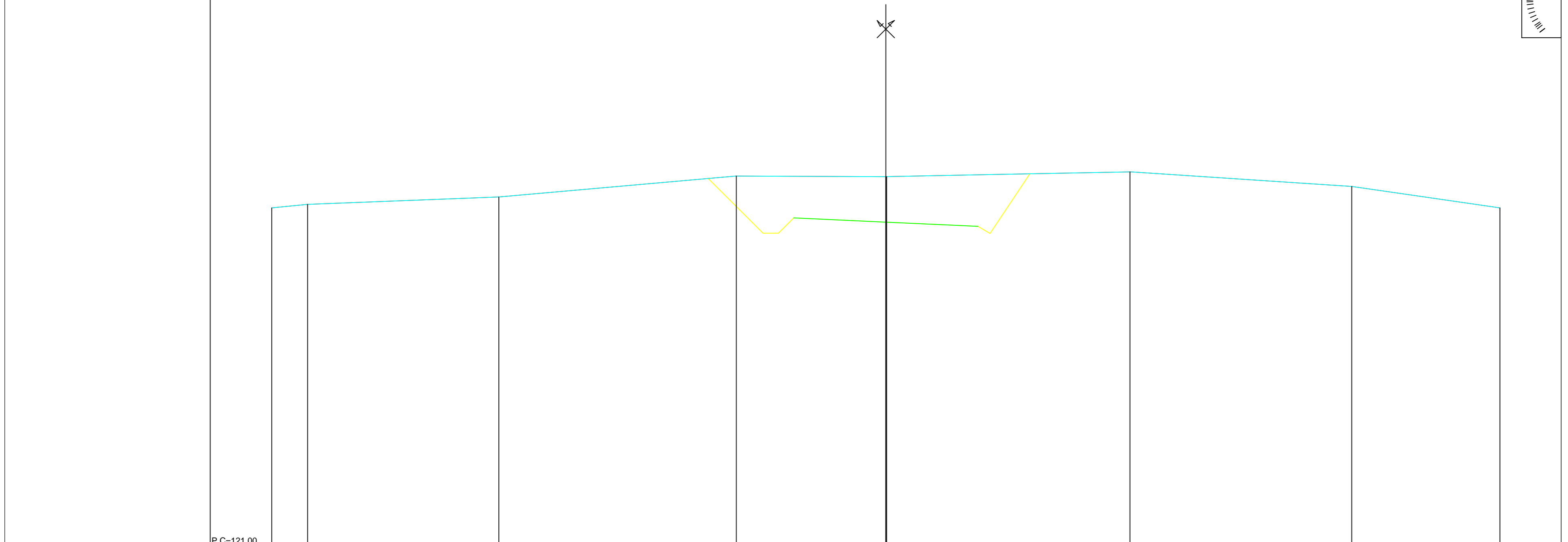
Dist. Part. Terrain Naturel	P.C.=120.00	2.92	5.31	1.70	1.20	3.64	3.35	1.79	2.94	2.26	7.26	7.31	
Dist.TN	-20.00	-17.04				-5.14		-1.79	0.00	0.04		5.27	20.00
Cote TN	131.09	131.49				132.47		132.72	132.86	132.86		132.98	131.76
Dist. Part. Assise						1.36		3.00	3.00		1.35		
Dist Terrassement						-5.86	-4.00	-3.50	-3.00	0.00	3.00	3.39	4.89
Cote Terrassement						132.43	130.57	130.57	131.07	131.03	130.95	130.72	132.97
Dist. Part. Projet								3.00	3.00				
Dist Projet fini								-3.00	0.00	3.00			
Cote Projet fini							131.07		131.03	130.95			

Profil 4 / P.K:30.00
 X=583100.47
 Y=4060488.91
 DEBLAIS : 10.13
 REMBLAIS : 0.00



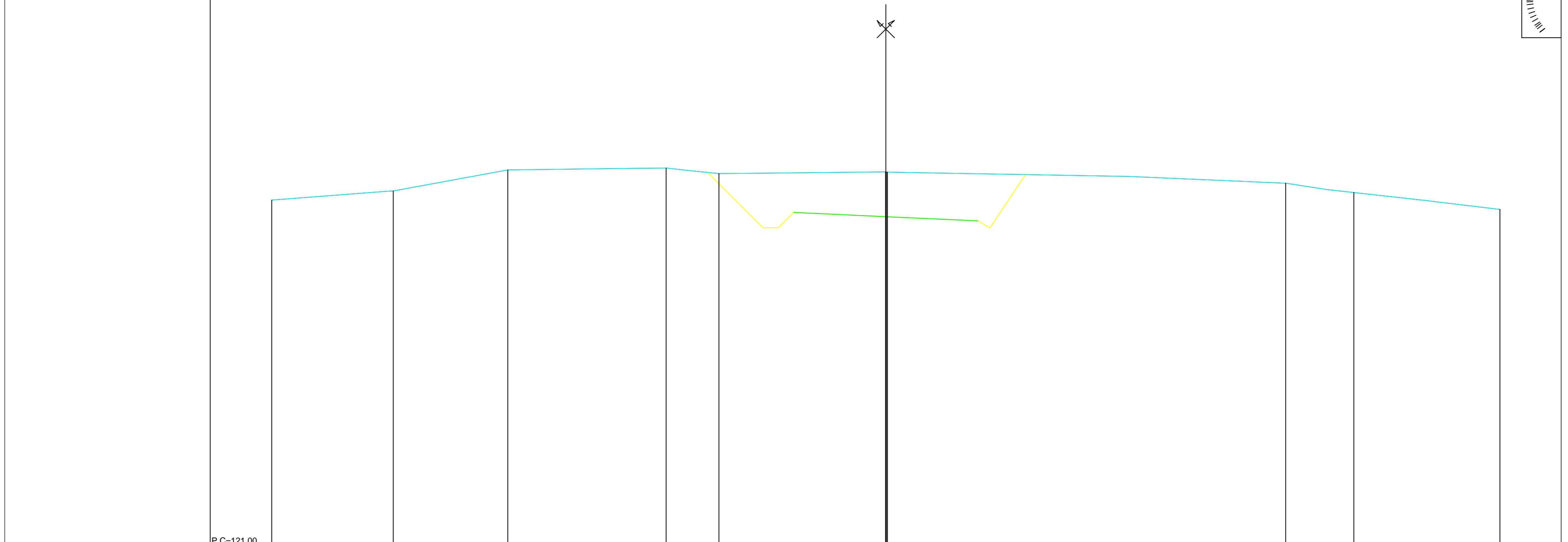
Dist. Part. Terrain Naturel	P.C.=121.00	3.50	4.11	1.88	0.59	4.06	3.81	1.44	1.71	2.30	11.27	3.57	1.01		
Dist.TN	-20.00	-15.95	-9.34					-0.03	0.00	4.06		15.42	20.00		
Cote TN	131.67	131.94	132.64					133.06	133.06	133.11		132.86	132.18		
Dist. Part. Assise								1.36	3.00	3.00		1.26			
Dist Terrassement								-5.86	-4.00	-3.50	-3.00	0.00	3.00	3.39	4.79
Cote Terrassement								132.86	131.00	131.00	131.50	131.36	131.22	130.99	133.09
Dist. Part. Projet									3.00	3.00					
Dist Projet fini										-3.00	0.00	3.00			
Cote Projet fini										131.50	131.36	131.22			

Profil OC1 / P.K:34.59
 X=583101.97
 Y=4060484.57
 DEBLAIS : 9.00
 REMBLAIS : 0.00



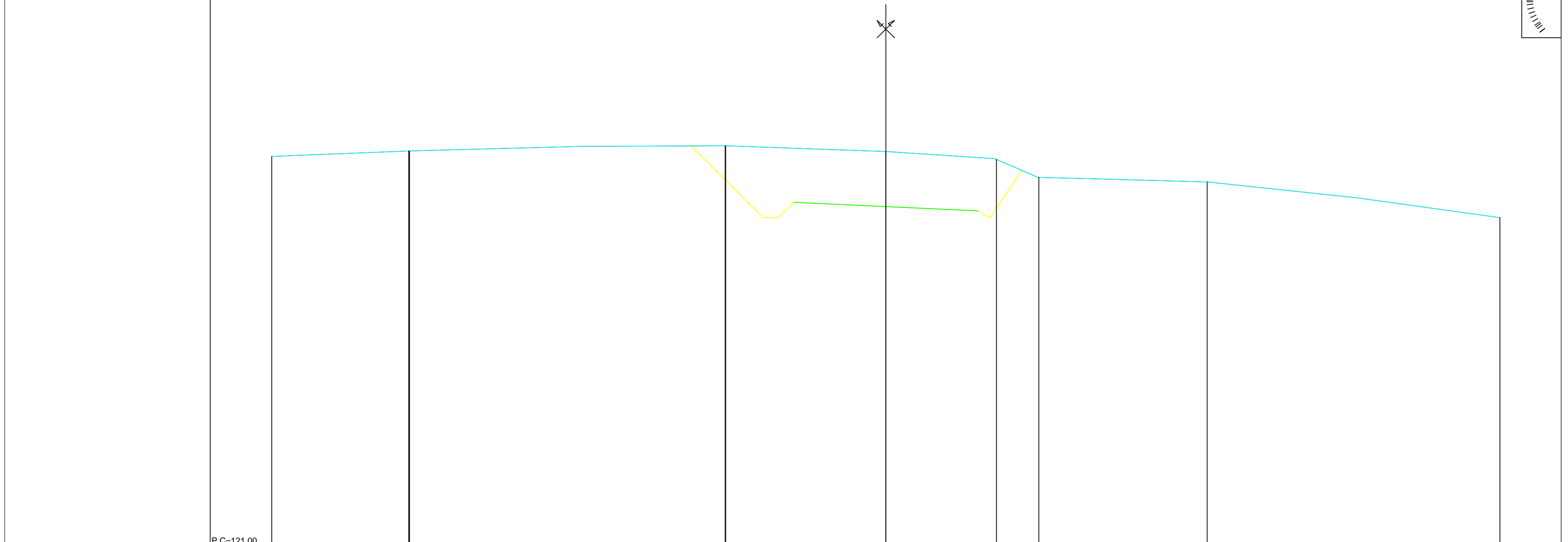
Dist. Part. Terrain Naturel	P.C.=121.00		1.16	6.22	7.67	4.87	3.86	3.99	5.89	1.22	1.91	2.92		
Dist.TN	-20.00	-18.83		-12.60		-4.87	0.00	0.03	7.95		15.17	20.00		
Cote TN	131.97	132.09		132.33		133.01	132.99	132.99	133.15		132.67	131.97		
Dist. Part. Assise						1.28		3.00	3.00		1.15			
Dist Terrassement						-5.78	-4.00	-3.50	-3.00		0.00	3.00	3.39	4.69
Cote Terrassement						132.93	131.15	131.15	131.65		131.51	131.37	131.14	133.08
Dist. Part. Projet							3.00	3.00						
Dist Projet fini							-3.00	0.00	3.00					
Cote Projet fini							131.65	131.51	131.37					

Profil 5 / P.K:40.00
 X=583103.52
 Y=4060479.39
 DEBLAIS : 8.60
 REMBLAIS : 0.00



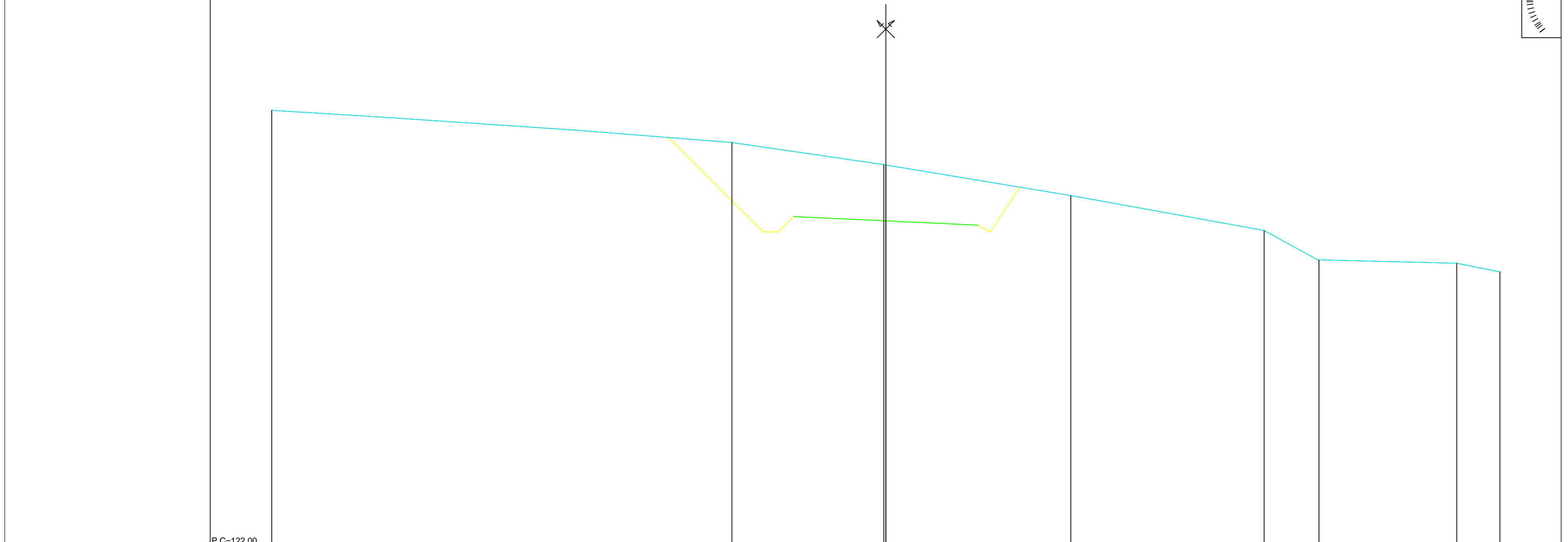
Dist. Part. Terrain Naturel	P.C.=121.00	3.83	3.73	3.99	1.16	0.75	0.97	1.82	3.61	7.83	5.08	1.34	0.88	2.48	2.19
Dist.TN	-20.00	-16.04	-12.31	-7.16	-5.44	-0.01	0.00	0.04	0.06	13.02	15.24	20.00			
Cote TN	132.23	132.53	133.21	133.27	133.09	133.14	133.14	133.14	133.14	132.78	132.47	131.92			
Dist. Part. Assise						1.30			3.00	3.00		1.02			
Dist Terrassement					-5.80	-4.00	-3.50	-3.00	0.00	3.00	3.39	4.55			
Cote Terrassement					133.13	131.33	131.33	131.83	131.69	131.55	131.32	133.06			
Dist. Part. Projet									3.00	3.00					
Dist Projet fini							-3.00		0.00	3.00					
Cote Projet fini							131.83		131.69	131.55					

Profil 6 / P.K:50.00
 X=583105.12
 Y=4060469.53
 DEBLAIS : 10.64
 REMBLAIS : 0.00



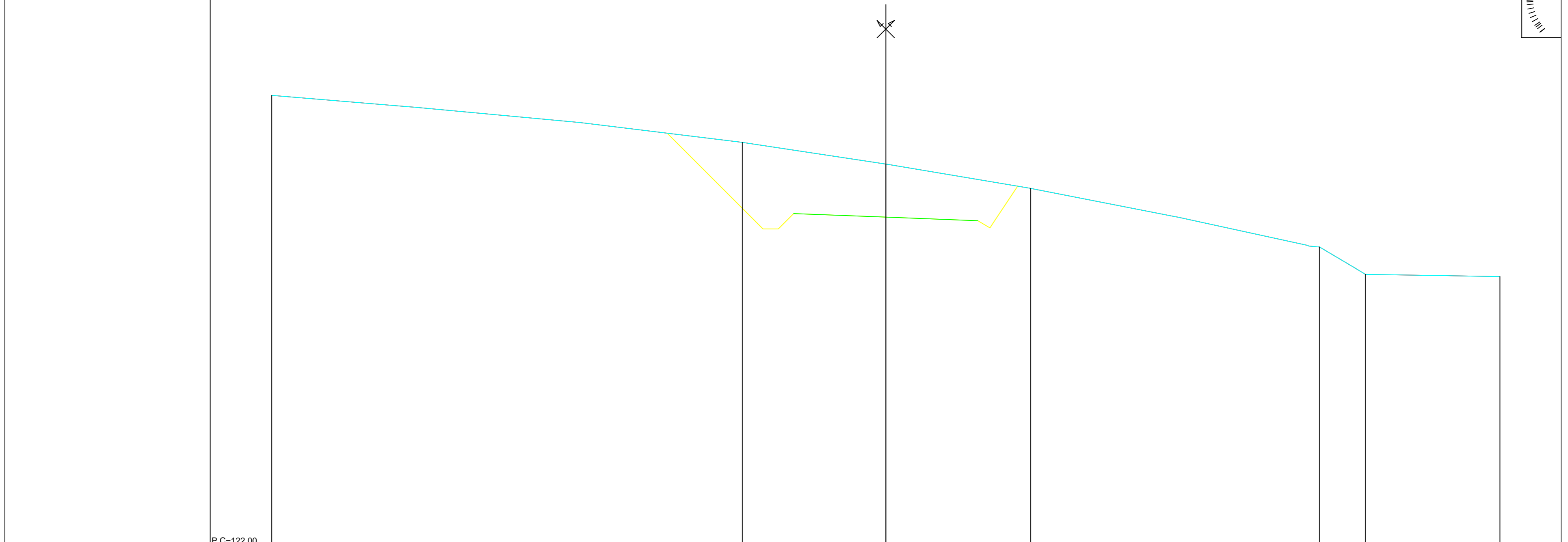
Dist. Part. Terrain Naturel	P.C.=121.00	4.46	3.61	1.93	4.72	5.22	3.48	1.34	2.35	3.08	4.89	4.64
Dist.TN	-20.00	-15.54	-15.51		-5.23		0.00	3.60	4.98		10.46	20.00
Cote TN	133.65	133.83	133.83		134.00		133.81	133.55	132.97		132.82	131.66
Dist. Part. Assise				1.84			3.00	3.00		0.89		
Dist Terrassement					-6.34	-4.00	-3.50	-3.00	0.00	3.00	3.39	4.42
Cote Terrassement					133.99	131.65	131.65	132.15	132.02	131.88	131.65	133.20
Dist. Part. Projet							3.00	3.00				
Dist Projet fini						-3.00	0.00	3.00				
Cote Projet fini						132.15	132.02	131.88				

Profil FC1 / P.K:66.24
 X=583104.19
 Y=4060453.37
 DEBLAIS : 10.84
 REMBLAIS : 0.00



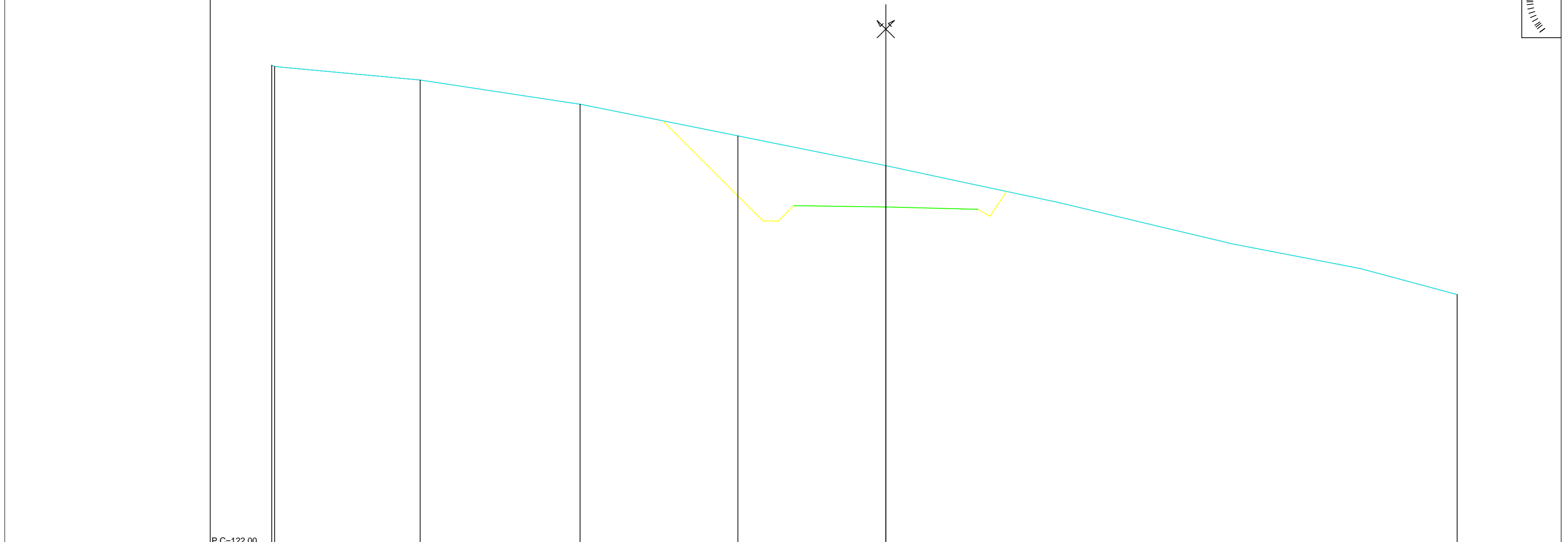
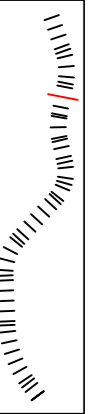
Dist. Part. Terrain Naturel		4.05	5.87	2.67	2.20	2.88	2.06	5.91	6.28	1.26	4.49	1.41		
Dist. TN	-20.00				-5.01		-0.07	0.00	6.02		12.32	14.11	18.59	20.00
Cote TN	136.15				135.10		134.38	134.37	133.38		132.24	131.28	131.17	130.89
Dist. Part. Assise			2.58				3.00	3.00		0.83				
Dist Terrassement					-7.08		-4.00	-3.50	-3.00	0.00	3.00	3.39	4.37	
Cote Terrassement					135.27		132.19	132.19	132.69	132.55	132.41	132.18	133.65	
Dist. Part. Projet							3.00	3.00						
Dist Projet fini							-3.00	0.00	3.00					
Cote Projet fini							132.69	132.55	132.41					

Profil 8 / P.K:70.00
 X=583103.46
 Y=4060449.67
 DEBLAIS : 10.31
 REMBLAIS : 0.00



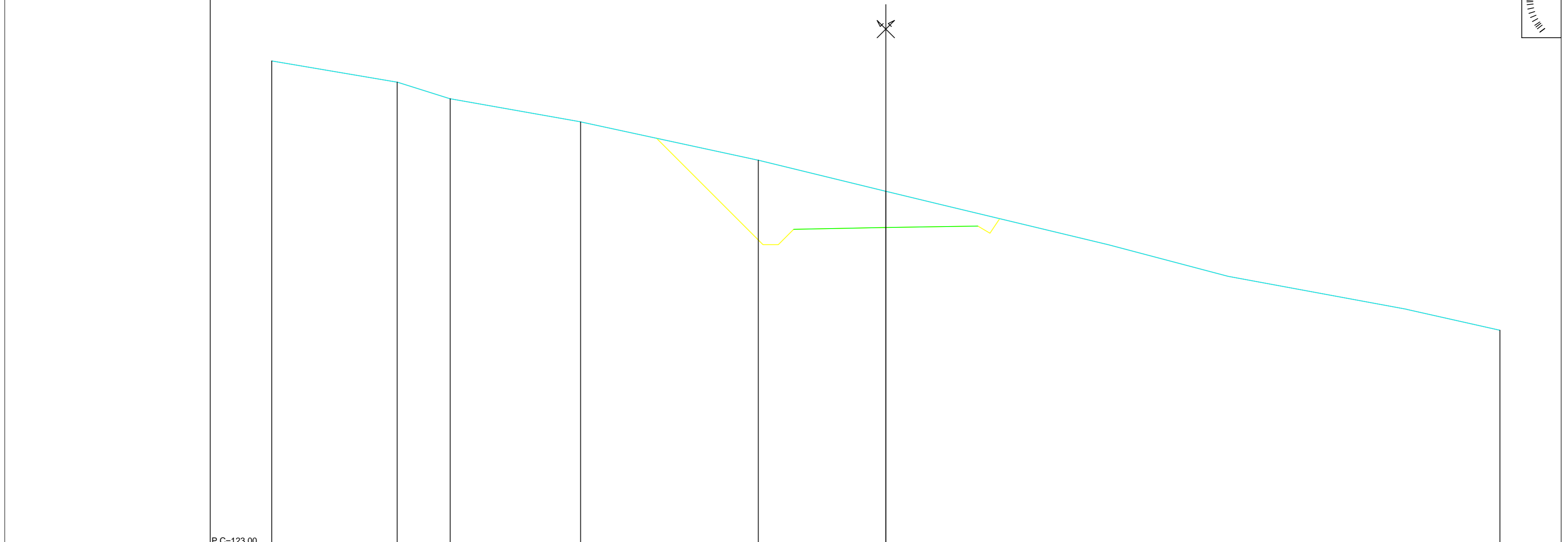
Dist. Part. Terrain Naturel	P.C=122.00											
	4.48	5.34	5.30	4.67	4.58	4.67	4.22	1.10	2.19	2.18		
Dist.TN	-20.00			-4.67		0.00		4.72		14.12	15.62	20.00
Cote TN	136.64			135.11		134.40		133.61		131.70	130.81	130.74
Dist. Part. Assise		2.62			3.00	3.00		0.76				
Dist Terrassement		-7.12		-4.00	-3.50	-3.00	0.00	3.00	3.39	4.29		
Cote Terrassement		135.41		132.29	132.29	132.79	132.67	132.55	132.32	133.68		
Dist. Part. Projet					3.00	3.00						
Dist Projet fini				-3.00		0.00		3.00				
Cote Projet fini				132.79		132.67		132.55				

Profil 9 / P.K:80.00
 X=583101.55
 Y=4060439.86
 DEBLAIS : 8.07
 REMBLAIS : 0.00



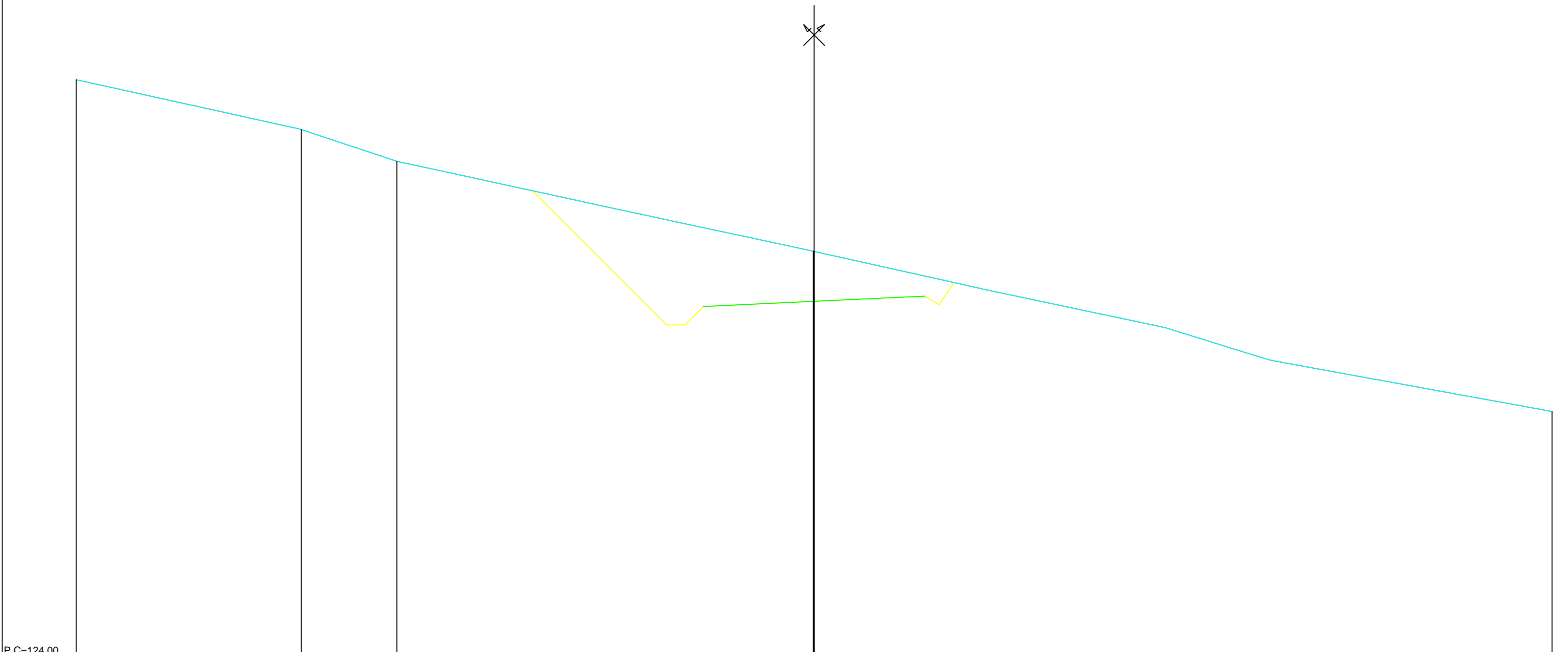
Dist. Part. Terrain Naturel	P.C=122.00	4.69	4.71	5.13	4.82	2.15	3.28	3.78	1.98	1.05	3.16	3.09	18.61
Dist.TN	-20.00	-15.16	-9.96	-4.82	0.00								
Cote TN	137.62	137.14	136.35	135.32	134.35								130.15
Dist. Part. Assise				2.76		3.00	3.00						
Dist Terrassement				-7.26	-4.00	-3.50	-3.00	0.00	3.00	3.39	3.93		
Cote Terrassement				135.81	132.55	132.55	133.05	133.00	132.93	132.70	133.51		
Dist. Part. Projet						3.00	3.00						
Dist Projet fini					-3.00	0.00	3.00						
Cote Projet fini					133.05	133.00	132.93						

Profil 10 / P.K:90.00
 X=583099.63
 Y=4060430.05
 DEBLAIS : 7.13
 REMBLAIS : 0.00



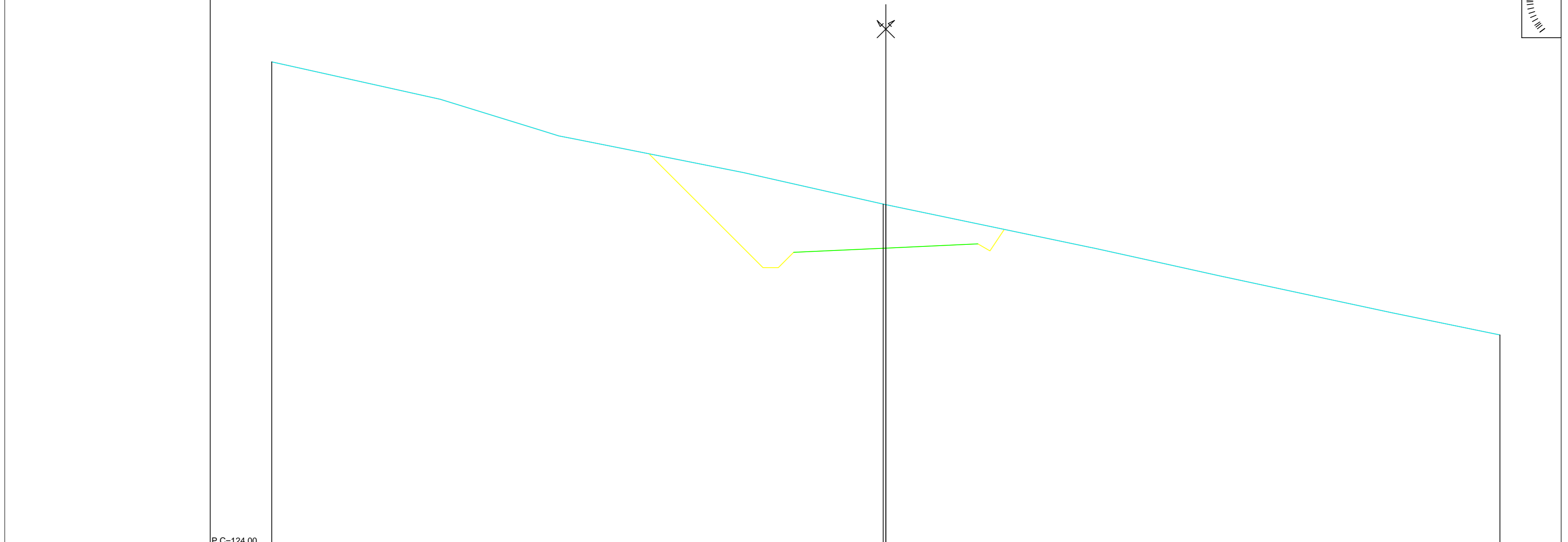
Dist. Part. Terrain Naturel	P.C.=123.00	4.07	1.69	4.21	5.76	4.15	1.63	5.45	3.85	5.80	3.04	
Dist.TN	-20.00	-15.91	-14.18	-9.94		-4.15	0.00					20.00
Cote TN	136.76	136.07	137.53	136.77		135.53	134.52					129.99
Dist. Part. Assise						2.97		3.00	3.00			
Dist Terrassement					-7.47		-4.00	-3.50	-3.00	0.00	3.00	3.39
Cote Terrassement					136.24		132.77	132.77	133.27	133.33	133.38	133.15
Dist. Part. Projet							3.00	3.00				
Dist Projet fini							-3.00	0.00	3.00			
Cote Projet fini							133.27	133.33	133.38			

Profil OC2 / P.K:97.66
 X=583098.16
 Y=4060422.52
 DEBLAIS : 8.08
 REMBLAIS : 0.00



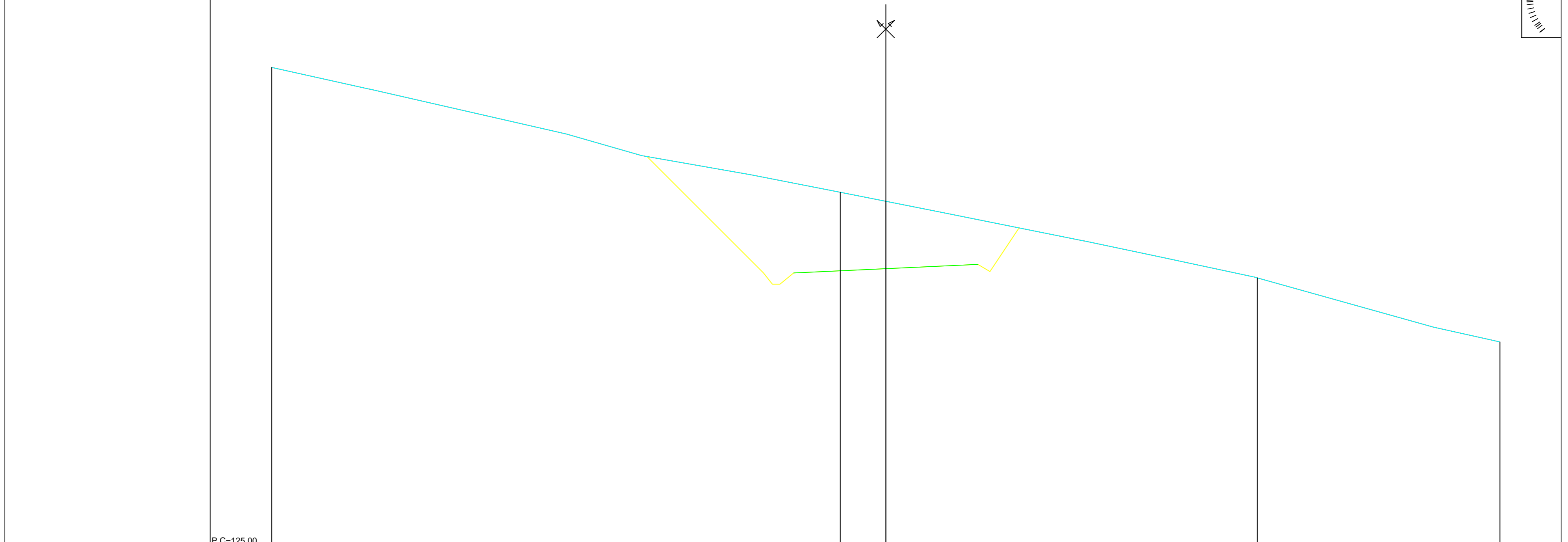
Dist. Part. Terrain Naturel	P.C=124.00	6.05	2.59	6.47	3.19	1.05	4.50	4.88	1.57	1.21	7.52	
Dist.TN	-20.00	-13.90	-11.31			-0.02	0.00				20.00	
Cote TN	138.59	138.24	137.38			134.94	134.94				130.60	
Dist. Part. Assise				3.13		3.00	3.00					
Dist Terrassement				-7.63	-4.00	-3.50	-3.00	0.00	3.00	3.39	3.79	
Cote Terrassement				136.58	132.95	132.95	133.45	133.59	133.72	133.49	134.10	
Dist. Part. Projet						3.00	3.00					
Dist Projet fini					-3.00	0.00	3.00					
Cote Projet fini					133.45	133.59	133.72					

Profil 11 / P.K:100.00
 X=583097.76
 Y=4060420.22
 DEBLAIS : 8.56
 REMBLAIS : 0.00



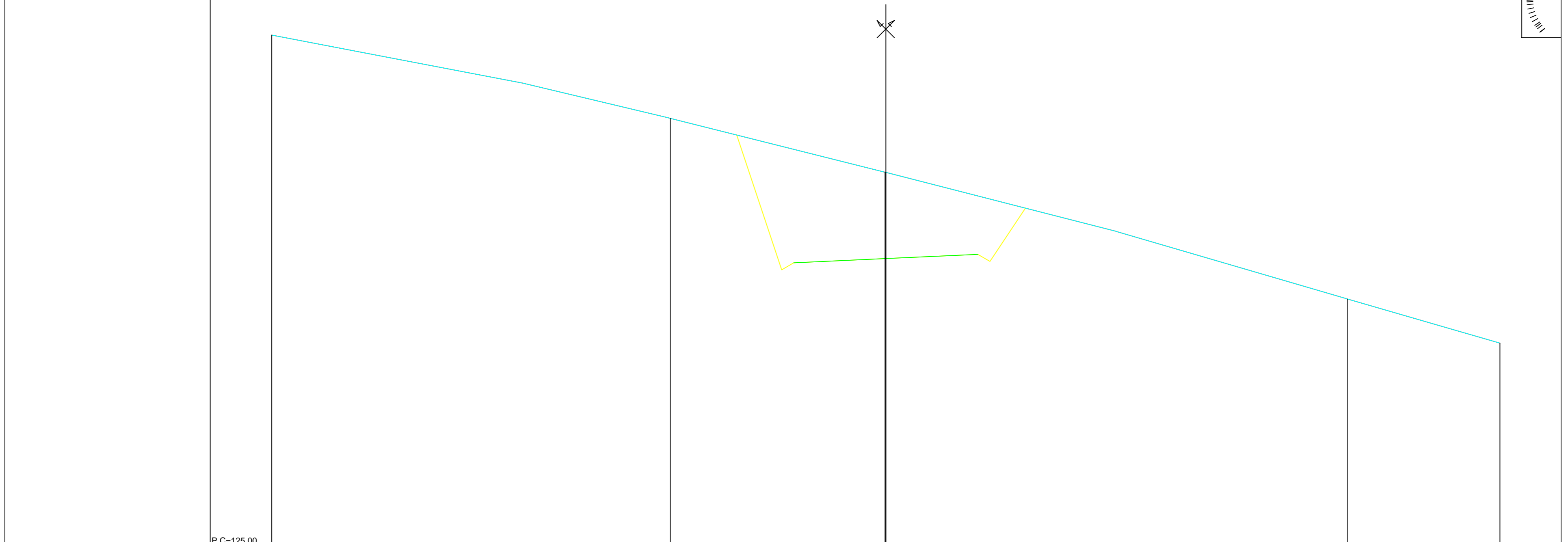
Dist. Part. Terrain Naturel	P.C=124.00	5.22	3.31	5.52	3.06	1.48	3.42	3.26	1.90	2.33	5.45	3.50	20.00
Dist.TN	-20.00												20.00
Cote TN	139.73												130.83
Dist. Part. Assise			3.21			3.00	3.00						
Dist Terrassement			-7.71		-4.00	-3.50	-3.00	0.00	3.00	3.39	3.86		
Cote Terrassement			136.74		133.02	133.02	133.52	133.66	133.80	133.57	134.27		
Dist. Part. Projet						3.00	3.00						
Dist Projet fini						-3.00	0.00	3.00					
Cote Projet fini						133.52	133.66	133.80					

Profil 12 / P.K:110.00
 X=583097.05
 Y=4060410.26
 DEBLAIS : 13.17
 REMBLAIS : 0.00



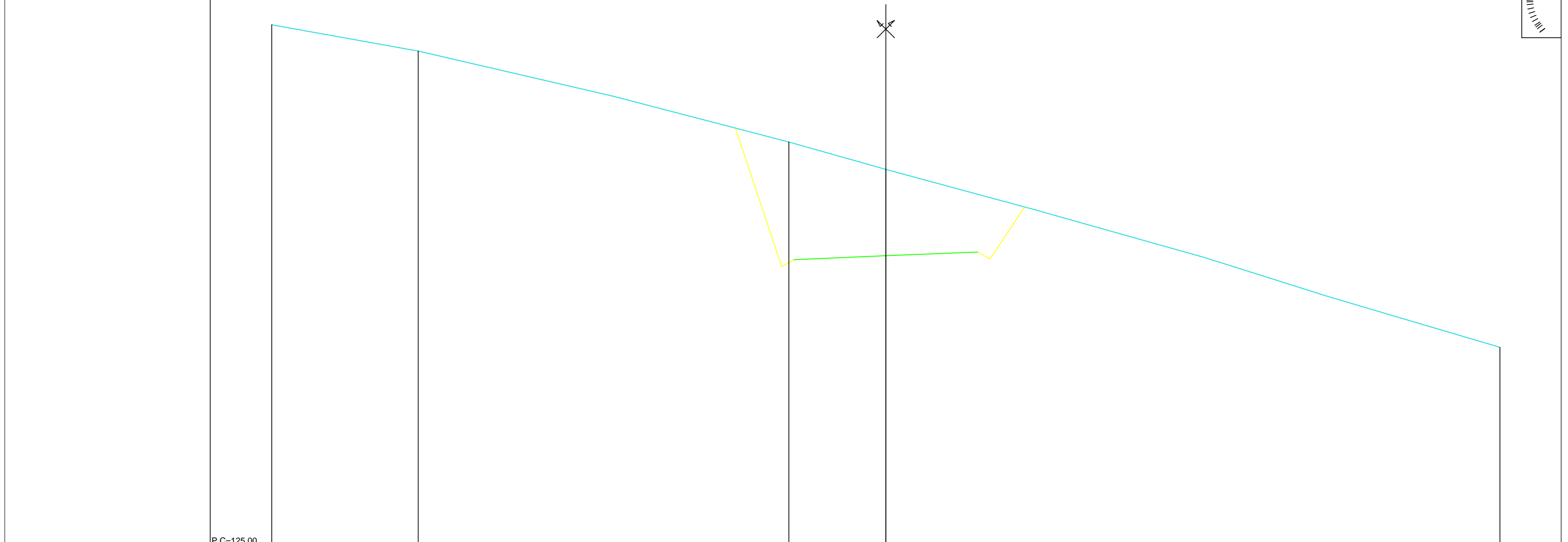
Dist. Part. Terrain Naturel	P.C.=125.00	3.16	6.39	2.43	3.50	2.92	1.48	1.68	4.67	2.55	3.01	5.74	1.85
Dist.TN	-20.00						-1.48	0.00				12.10	20.00
Cote TN	140.55						136.48	136.19				133.69	131.60
Dist. Part. Assise				3.79			3.00	3.00		0.80			
Dist Terrassement			-7.78			-3.70 -3.45 -3.00		0.00		3.00 3.39		4.34	
Cote Terrassement			137.65			133.49 133.49 133.85		133.99		134.13 133.90		135.32	
Dist. Part. Projet							3.00	3.00					
Dist Projet fini						-3.00		0.00		3.00			
Cote Projet fini						133.85		133.99		134.13			

Profil 13 / P.K:120.00
 X=583098.01
 Y=4060400.32
 DEBLAIS : 16.83
 REMBLAIS : 0.00



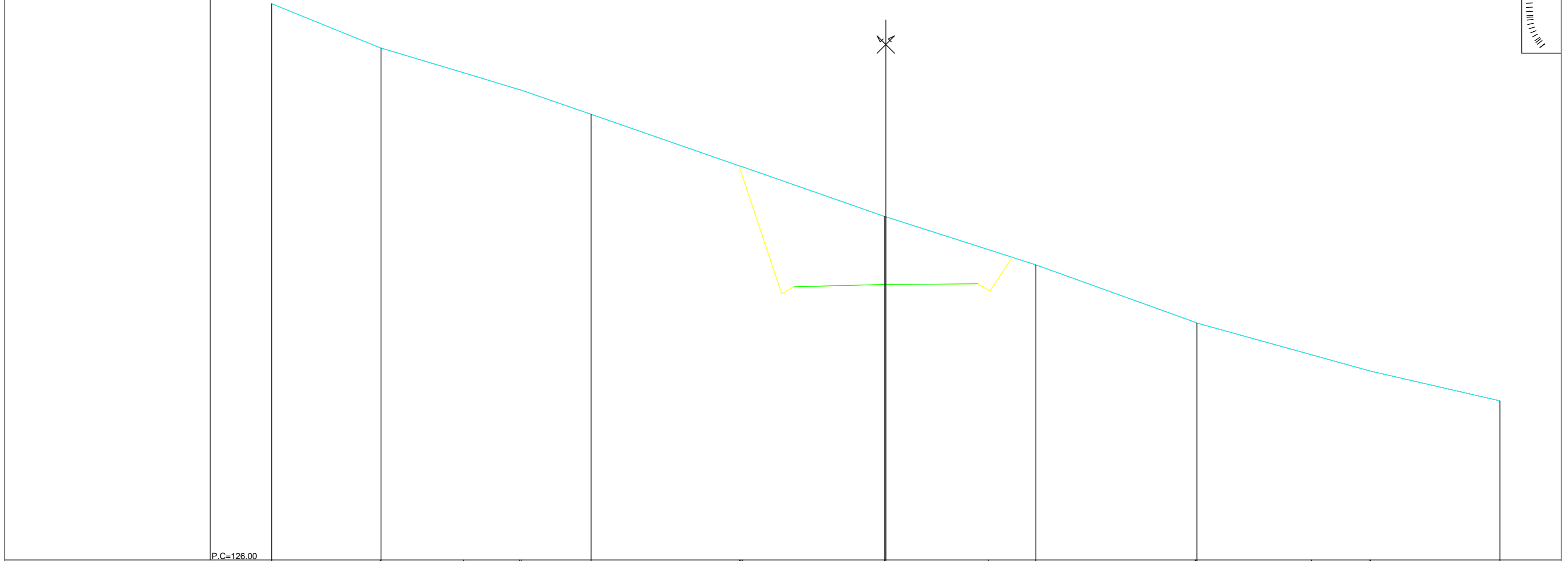
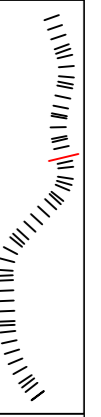
Dist. Part. Terrain Naturel	P.C.=125.00	2.91	4.56	0.75	4.63	6.97	4.35	3.15	7.50	3.09	1.87	
Dist.TN	-20.00				-7.02		-0.03	0.00		15.04	20.00	
Cote TN	141.60				138.89		137.14	137.13		133.00	131.56	
Dist. Part. Assise						1.39	3.00	3.00		1.01		
Dist Terrassement						-4.86	-3.39	-3.00	0.00	3.00	3.39	4.55
Cote Terrassement						138.35	133.95	134.18	134.32	134.46	134.23	135.97
Dist. Part. Projet							3.00	3.00				
Dist Projet fini							-3.00	0.00	3.00			
Cote Projet fini							134.18	134.32	134.46			

Profil FC2 / P.K:122.84
 X=583098.58
 Y=4060397.53
 DEBLAIS : 16.95
 REMBLAIS : 0.00



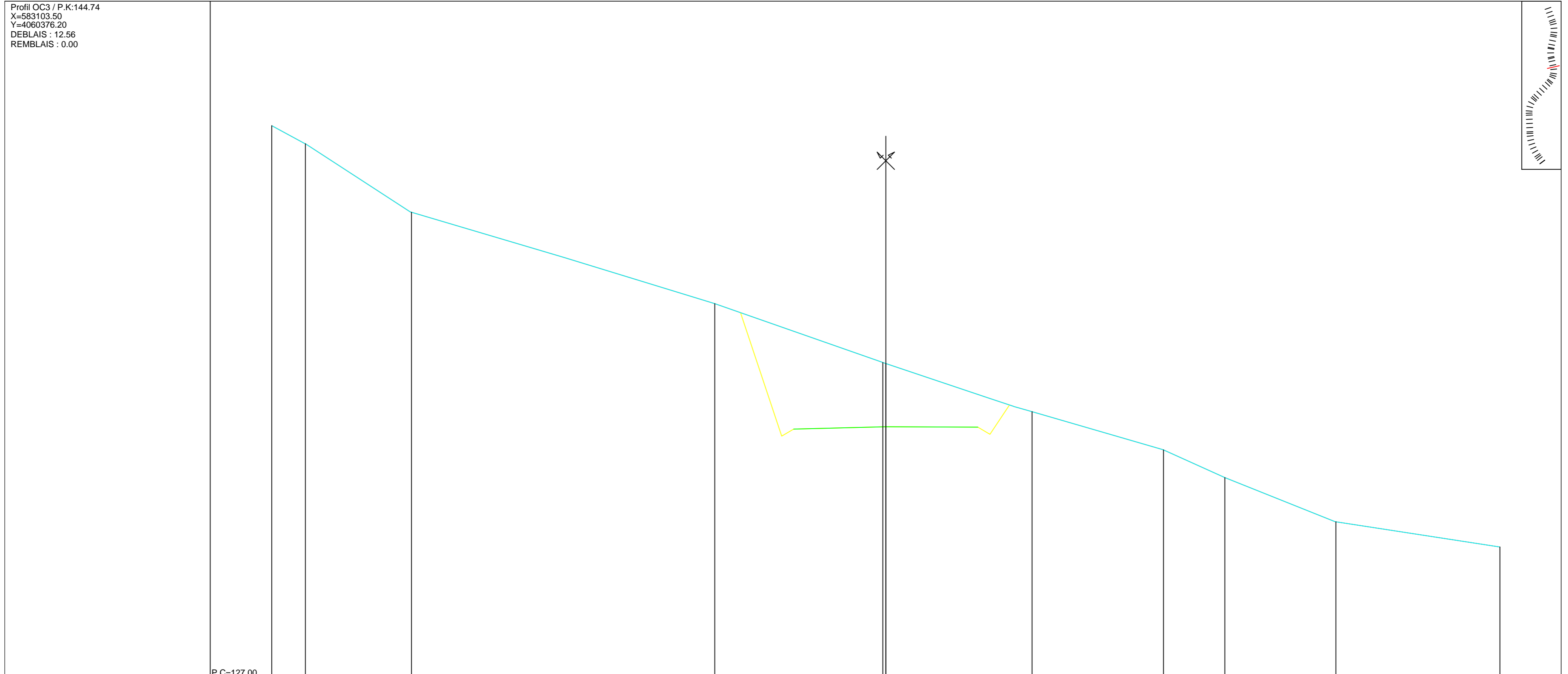
Dist. Part. Terrain Naturel	P.C.=125.00	4.55	6.23	5.71	3.16	4.65	1.63	4.03	1.19	2.69	3.85	1.70
Dist.TN	-20.00	-15.23			-3.16	0.00						20.00
Cote TN	141.94	141.08			138.12	137.23						131.43
Dist. Part. Assise					1.43	3.00	3.00	0.99				
Dist Terrassement					-4.90	-3.39	-3.00	0.00	3.00	3.39	4.52	
Cote Terrassement					138.57	134.06	134.29	134.41	134.54	134.31	136.00	
Dist. Part. Projet						3.00	3.00					
Dist Projet fini						-3.00	0.00	3.00				
Cote Projet fini						134.29	134.41	134.54				

Profil 15 / P.K:140.00
 X=583102.44
 Y=4060380.81
 DEBLAIS : 13.44
 REMBLAIS : 0.00



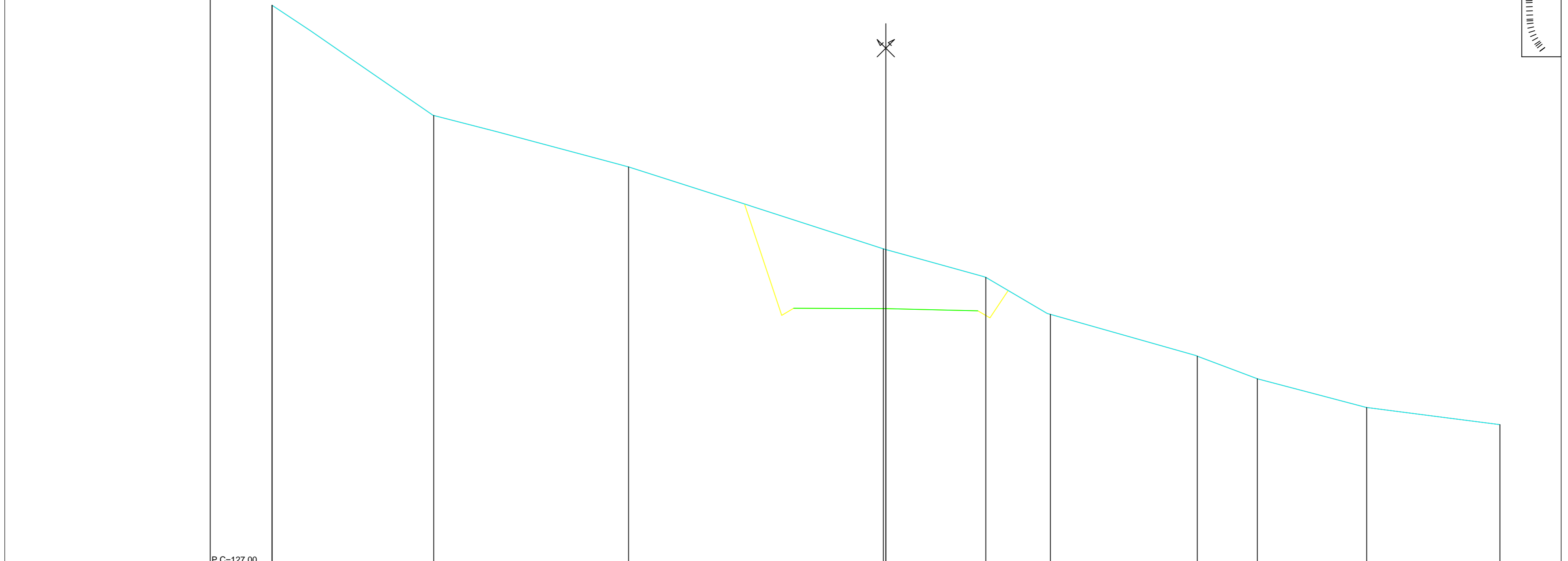
Dist. Part. Terrain Naturel	P.C.=126.00	3.53	2.69	1.83	2.28	4.83	4.63	3.35	1.54	5.19	3.73	1.91	4.22	
Dist.TN	-20.00	-16.44			-9.60			-0.04	0.00	4.89	10.13			20.00
Cote TN	144.13	142.68			140.52			137.20	137.19	135.62	133.72			131.19
Dist. Part. Assise							1.32	3.00	3.00	0.59				
Dist Terrassement							-4.78	-3.39	-3.00	0.00	3.00	3.39	4.12	
Cote Terrassement							138.85	134.67	134.90	134.98	135.00	134.77	135.86	
Dist. Part. Projet								3.00	3.00					
Dist Projet fini								-3.00	0.00	3.00				
Cote Projet fini								134.90	134.98	135.00				

Profil OC3 / P.K:144.74
 X=583103.50
 Y=4060376.20
 DEBLAIS : 12.56
 REMBLAIS : 0.00



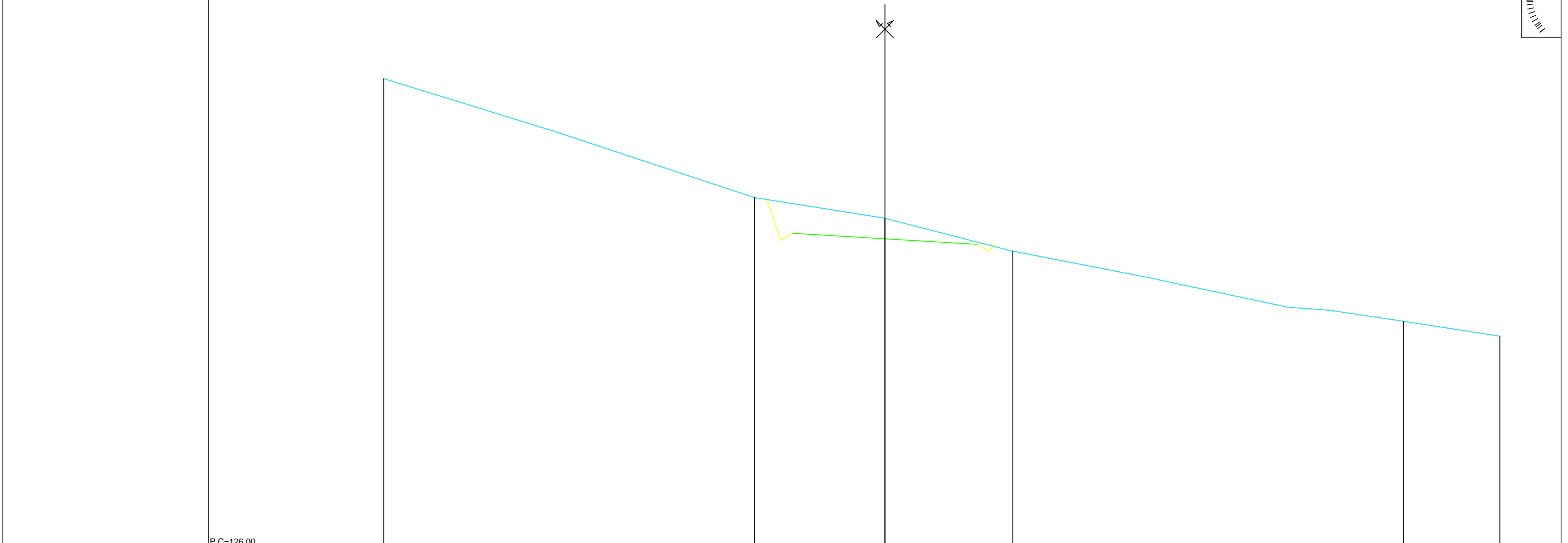
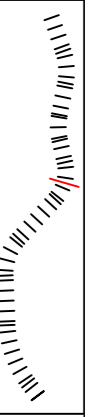
Dist. Part. Terrain Naturel	P.C.=127.00	1.06	3.41	5.00	4.87	5.44	0.00	3.32	0.84	0.60	4.23	2.00	3.58	5.34	
Dist.TN	-20.00	-18.90	-15.45			-5.57	-0.10	0.00			4.76	9.05	11.04	14.66	20.00
Cote TN	144.94	144.35	142.12			139.15	137.23	137.20			135.63	134.38	133.48	132.04	131.22
Dist. Part. Assise							1.26	3.00	3.00						
Dist Terrassement						-4.73	-3.39	-3.00	0.00	3.00	3.39	4.03			
Cote Terrassement						138.85	134.83	135.06	135.14	135.12	134.89	135.85			
Dist. Part. Projet							3.00	3.00							
Dist Projet fini							-3.00	0.00	3.00						
Cote Projet fini							135.06	135.14	135.12						

Profil 16 / P.K:150.00
 X=583104.35
 Y=4060371.01
 DEBLAIS : 11.85
 REMBLAIS : 0.00



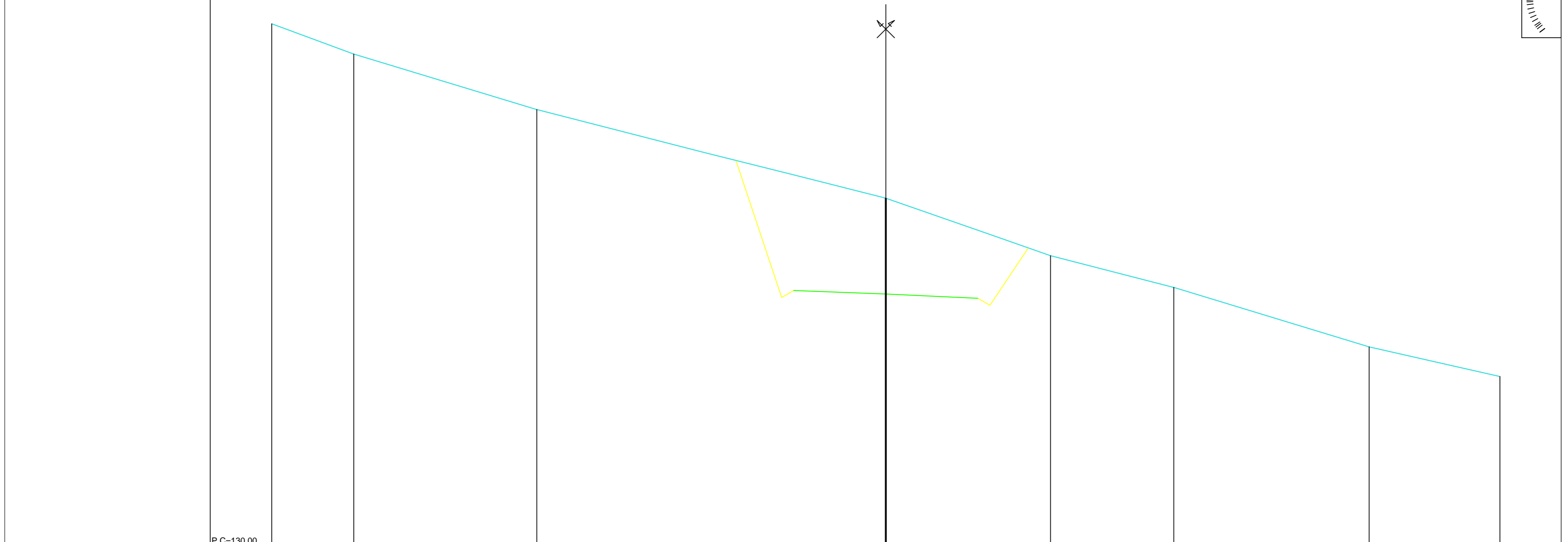
Dist. Part. Terrain Naturel	P.C=127.00	1.25	1.10	2.88	2.06	3.97		3.96	2.50	1.80	0.60	2.58	2.00	4.74	1.95	2.11	1.44	2.69	1.65	
Dist.TN	-19.99			-14.72				-6.38			-0.08	0.00	3.26	5.36		10.14	12.10	15.66		20.00
Cote TN	145.20			141.60				139.93			137.26	137.24	136.33	135.12		133.76	133.03	132.09		131.53
Dist. Part. Assise										1.13		3.00		3.00						
Dist Terrassement									-4.60	-3.39	-3.00	0.00	3.00	3.39	3.99					
Cote Terrassement									136.72	135.09	135.32	135.31	135.24	135.01	135.90					
Dist. Part. Projet											3.00		3.00							
Dist Projet fini											-3.00	0.00	3.00							
Cote Projet fini											135.32	135.31	135.24							

Profil 18 / P.K:165.00
 X=583102.97
 Y=4060356.16
 DEBLAIS : 3.57
 REMBLAIS : 0.00



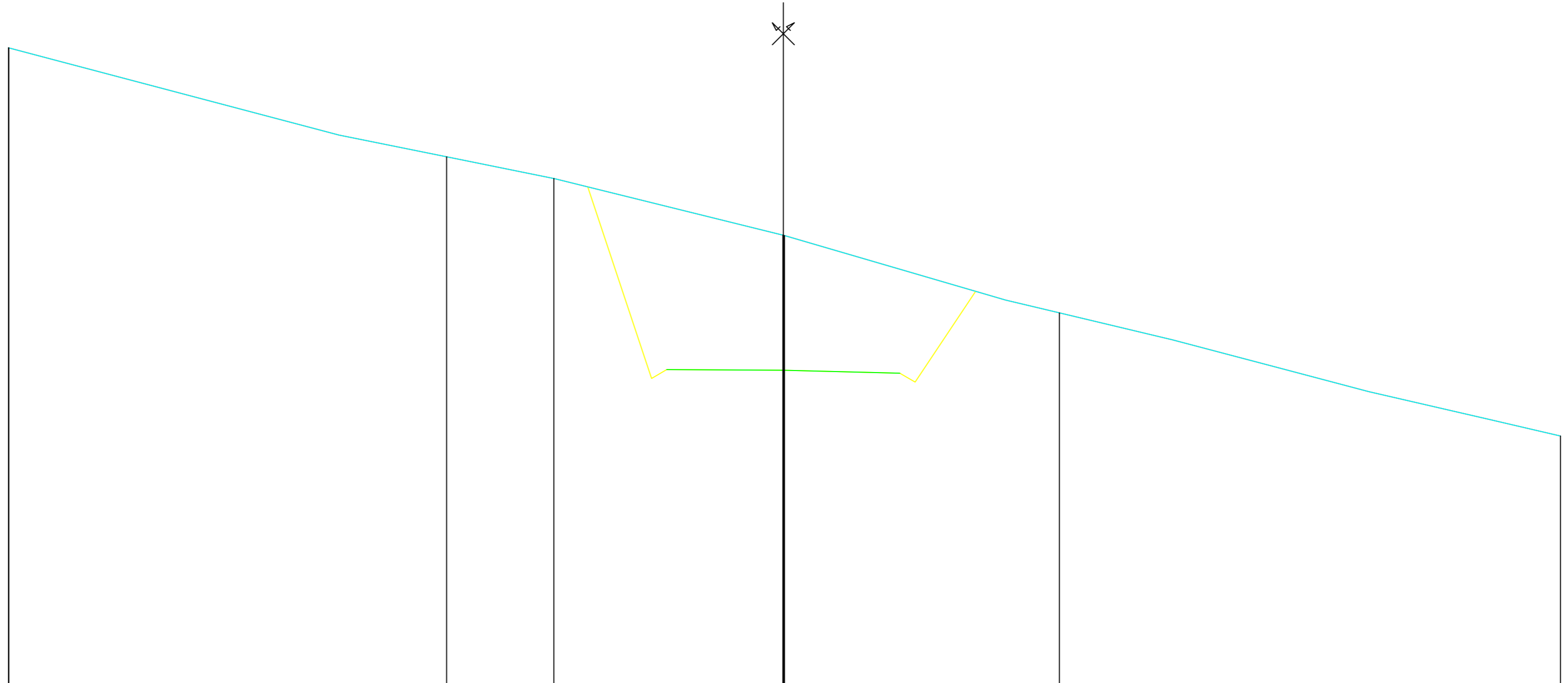
Dist. Part. Terrain Naturel	P.C.=126.00										
	5.40	6.57	4.23	0.77	3.36	4.62	4.27	1.36	2.40	3.13	
Dist.TN	-16.30		-4.24	-0.00	0.00	4.15				16.87	20.00
Cote TN	141.19		137.32	136.65	136.65	135.58				133.30	132.81
Dist. Part. Assise				3.00	3.00						
Dist Terrassement			-3.83 -3.39 -3.00	0.00	3.00 3.29 3.54						
Cote Terrassement			137.26 135.93 136.16	135.98	135.80 135.57 135.79						
Dist. Part. Projet				3.00	3.00						
Dist Projet fini			-3.00	0.00	3.00						
Cote Projet fini			136.16	135.98	135.60						

Profil 21 / P.K:190.00
 X=583089.61
 Y=4060335.37
 DEBLAIS : 18.34
 REMBLAIS : 0.00



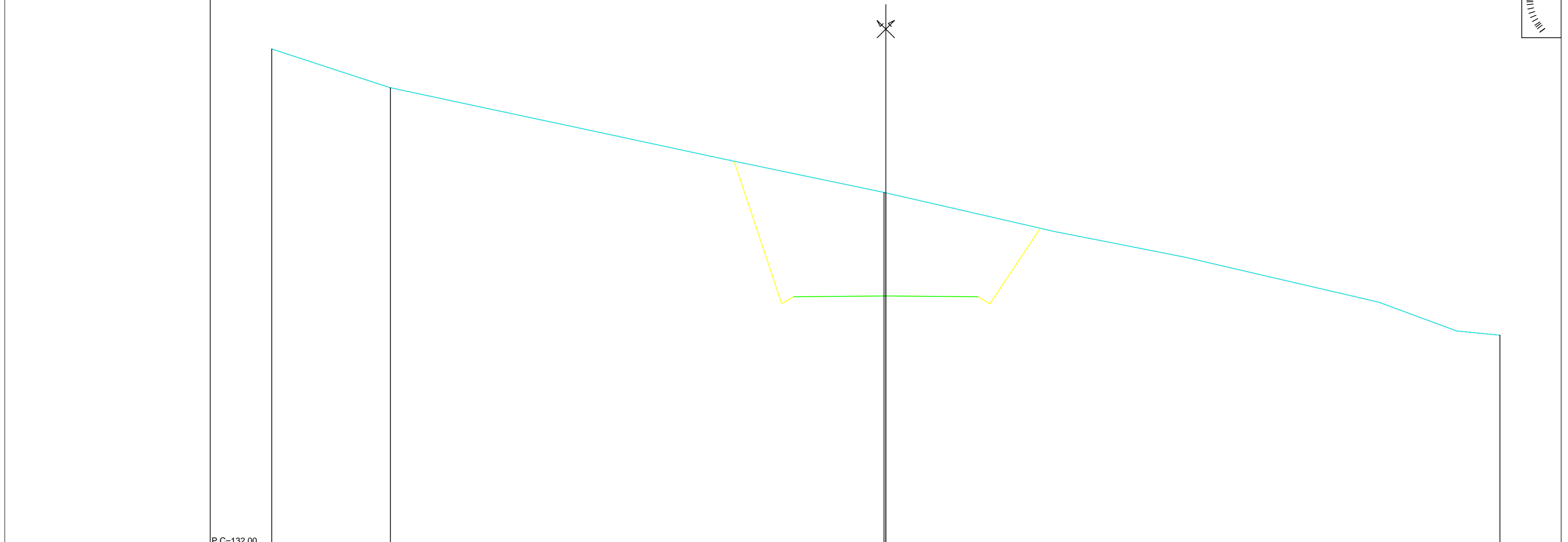
Dist. Part. Terrain Naturel	P.C.=130.00	2.65	5.92	5.37	2.91	3.01	3.23	2.09	3.97	6.36	2.93	1.33
Dist.TN	-20.00	-17.32	-11.37				-0.02 0.00 0.02		5.37	9.38	15.74	20.00
Cote TN	146.97	145.99	144.18				141.29 141.29 141.28		139.42	138.38	136.44	135.48
Dist. Part. Assise					1.41	3.00	3.00	1.10				
Dist Terrassement					-4.88	-3.39 -3.00	0.00	3.00 3.39	4.64			
Cote Terrassement					142.52	138.05 138.28	138.17	138.03 137.80	139.67			
Dist. Part. Projet						3.00	3.00					
Dist Projet fini						-3.00	0.00	3.00				
Cote Projet fini						138.28	138.17	138.03				

Profil 22 / P.K:200.00
 X=583082.85
 Y=4060328.00
 DEBLAIS : 20.75
 REMBLAIS : 0.00



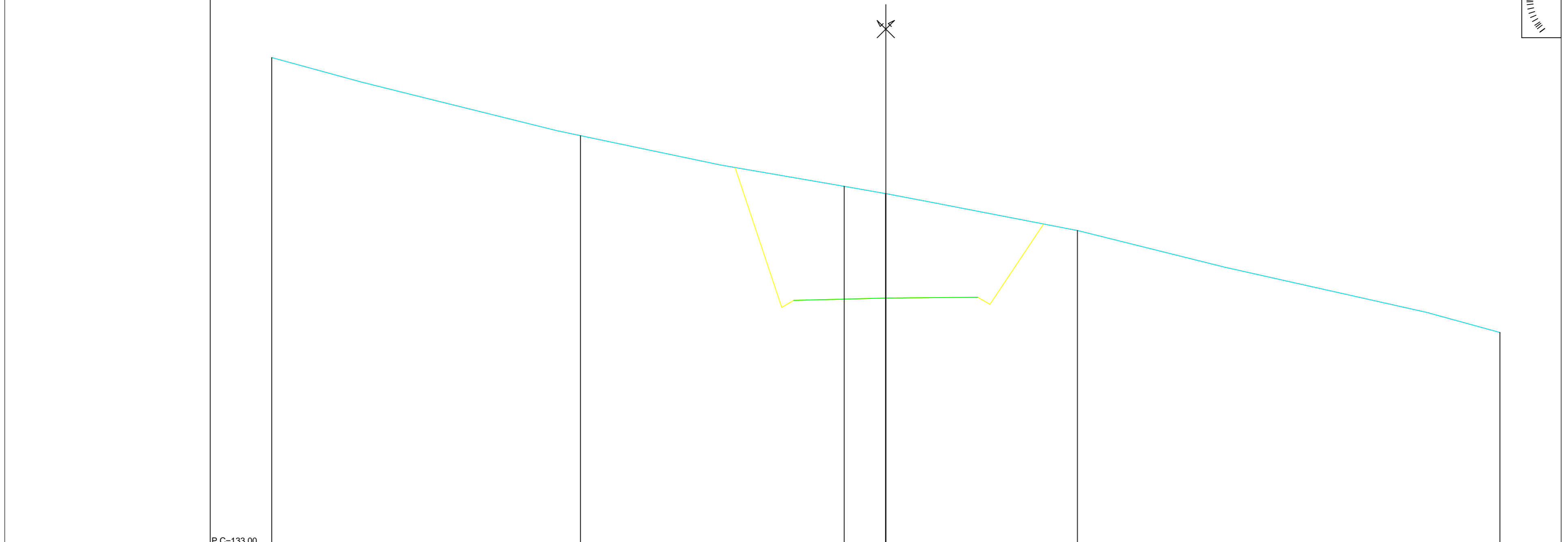
Dist. Part. Terrain Naturel	P.C.=131.00	8.50	2.74	2.74	5.85	0.00	5.69	1.37	2.90	2.96	2.03	3.08	1.87	
Dist.TN	-19.94		-8.67	-5.91		-0.01	0.00	0.03		7.11				20.00
Cote TN	147.44		144.63	144.07		142.62	142.61	142.61		140.61				137.44
Dist. Part. Assise					1.57		3.00		3.00		1.41			
Dist Terrassement				-5.03	-3.39	-3.00	0.00		3.00	3.39	4.95			
Cote Terrassement				143.86	138.93	138.16	139.14		139.06	138.83	141.17			
Dist. Part. Projet							3.00		3.00					
Dist Projet fini					-3.00		0.00		3.00					
Cote Projet fini					138.16		139.14		139.06					

Profil 23 / P.K:210.00
 X=583076.10
 Y=4060320.63
 DEBLAIS : 20.15
 REMBLAIS : 0.00



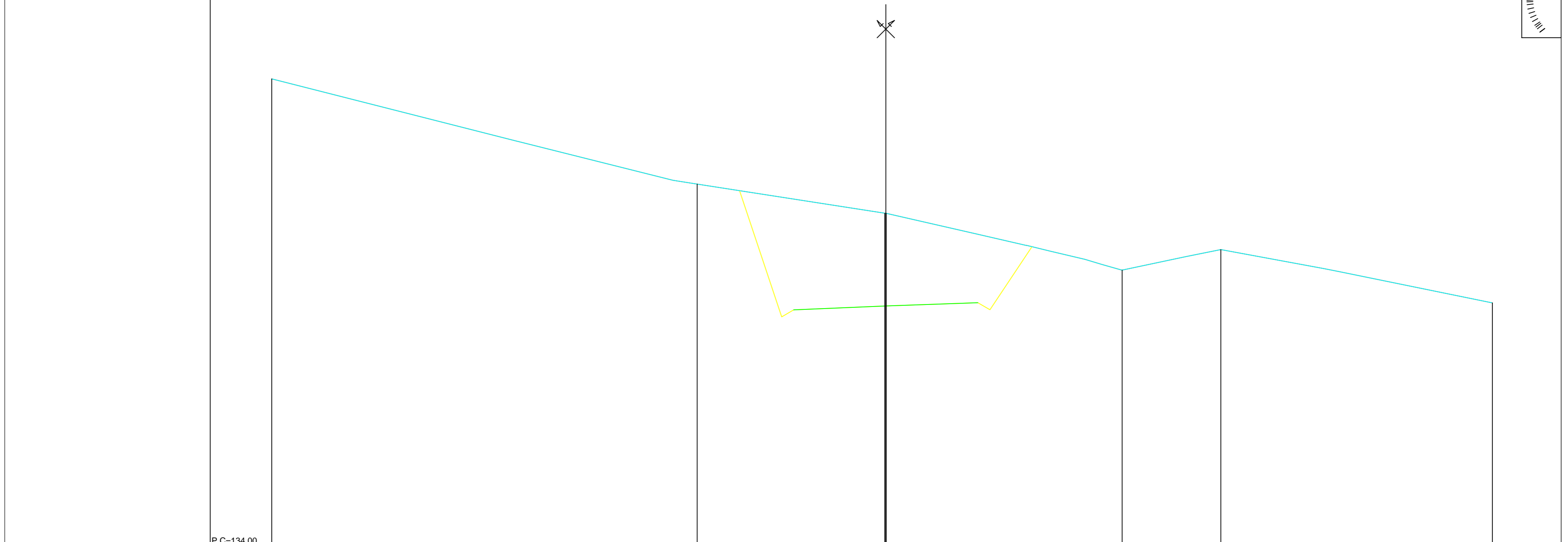
Dist. Part. Terrain Naturel	P.C.=132.00	3.86	2.76	2.80	5.62	3.72	1.13	5.52	1.99	2.27	6.23	2.54	1.40
Dist.TN	-20.00	-16.13					-0.06	0.00					20.00
Cote TN	148.15	146.89					143.48	143.46					136.82
Dist. Part. Assise						1.47	3.00	3.00	1.50				
Dist Terrassement						-4.94	-3.39	-3.00	0.00	3.00	3.39	5.03	
Cote Terrassement						144.50	139.85	140.08	140.10	140.08	139.85	142.31	
Dist. Part. Projet							3.00	3.00					
Dist Projet fini							-3.00	0.00	3.00				
Cote Projet fini						140.08	140.10	140.08					

Profil 24 / P.K:220.00
 X=583069.34
 Y=4060313.26
 DEBLAIS : 20.42
 REMBLAIS : 0.00



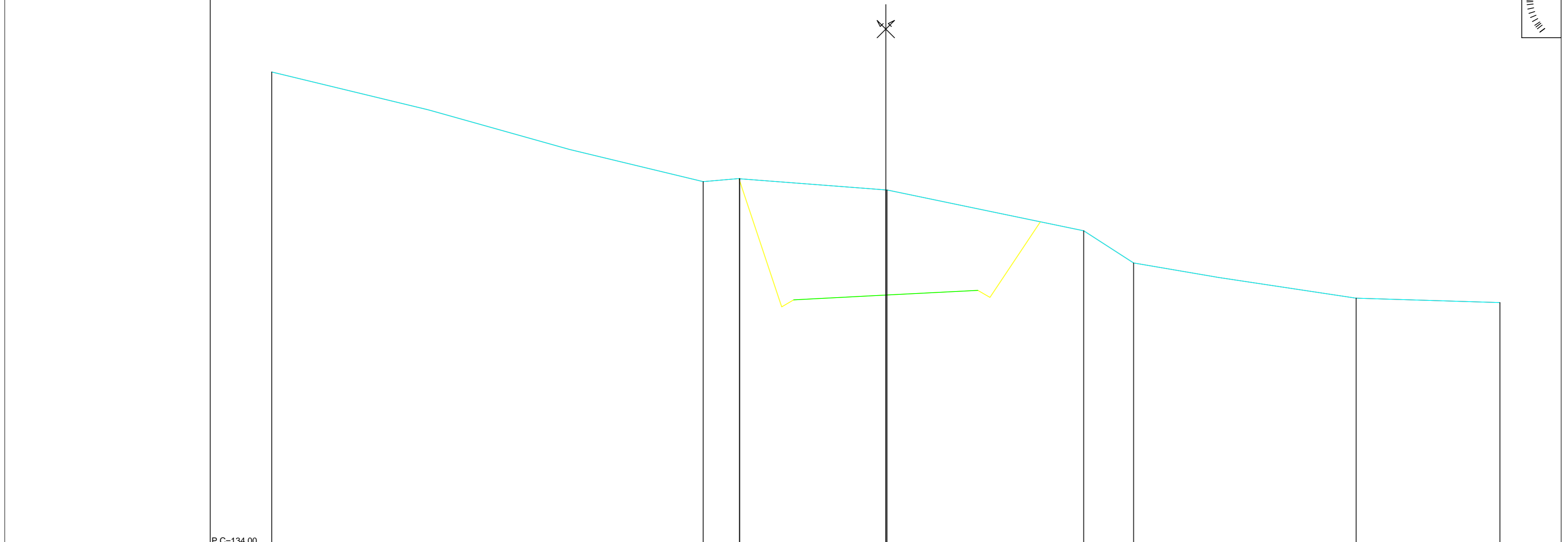
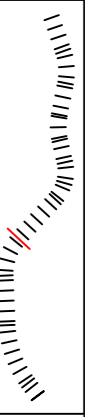
Dist. Part. Terrain Naturel	P.C.=133.00	2.77	1.66	4.69	0.72	4.50	4.05	1.35	1.55	4.66	4.74	6.69	2.29	
Dist.TN	-20.00				-9.95			-1.35	-0.01	0.00		6.24		20.00
Cote TN	148.87				146.33			144.67	144.44	144.44		143.24		139.91
Dist. Part. Assise							1.44	3.00	3.00		1.60			
Dist Terrassement							-4.91	-3.39	-3.00	0.00	3.00	3.39	5.14	
Cote Terrassement							145.29	140.73	140.96	141.03	141.06	140.83	143.45	
Dist. Part. Projet								3.00	3.00					
Dist Projet fini								-3.00	0.00	3.00				
Cote Projet fini								140.96	141.03	141.06				

Profil 25 / P.K:230.00
 X=583062.59
 Y=4060305.88
 DEBLAIS : 17.82
 REMBLAIS : 0.00



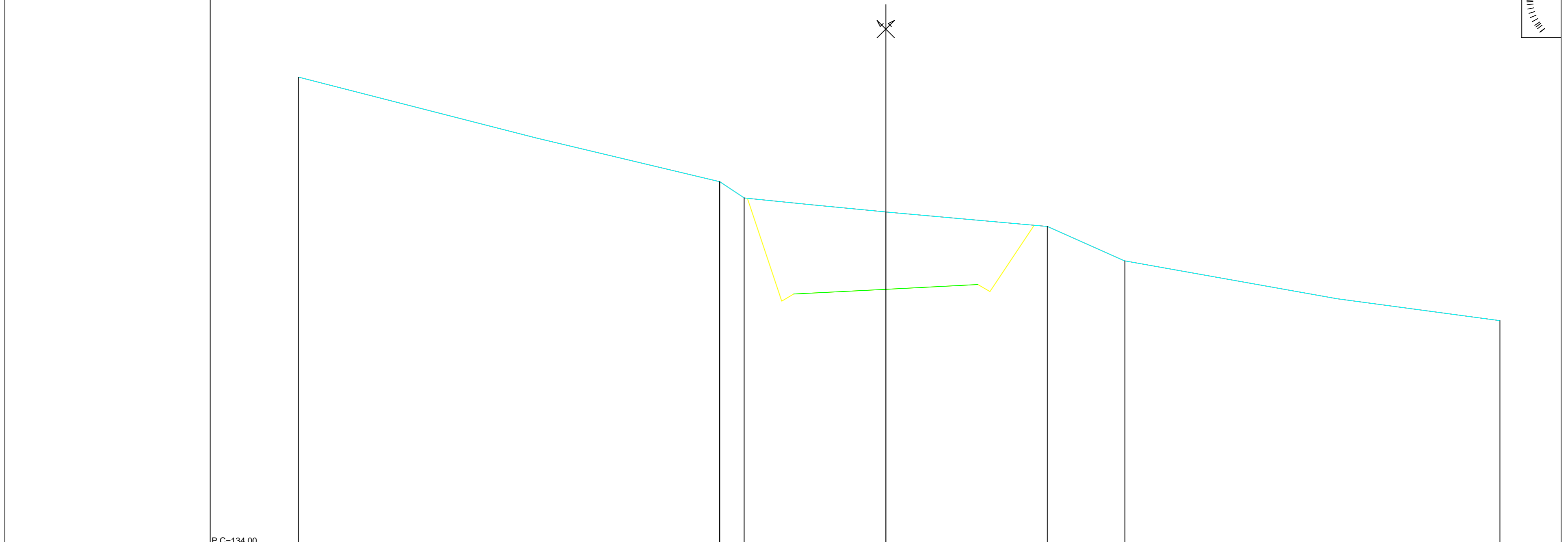
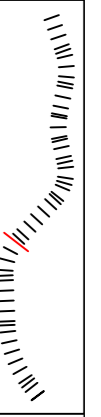
Dist. Part. Terrain Naturel	P.C.=134.00	8.01	5.05	0.78	6.11	2.92	1.64	0.76	1.13	0.62	2.08	1.13	3.30	4.96
Dist.TN	-20.00		-6.14			-0.03	0.00	0.02		7.70	10.91			19.75
Cote TN	149.18		145.75			144.80	144.80	144.80		142.94	143.62			141.88
Dist. Part. Assise				1.29		3.00		3.00		1.23				
Dist Terrassement				-4.76	-3.39	-3.00	0.00	3.00	3.39	4.76				
Cote Terrassement				145.53	141.42	141.65	141.78	141.88	141.65	143.71				
Dist. Part. Projet						3.00		3.00						
Dist Projet fini					-3.00	0.00	3.00							
Cote Projet fini					141.65	141.78	141.88							

Profil OC4 / P.K:236.09
 X=583058.47
 Y=4060301.40
 DEBLAIS : 19.99
 REMBLAIS : 0.00



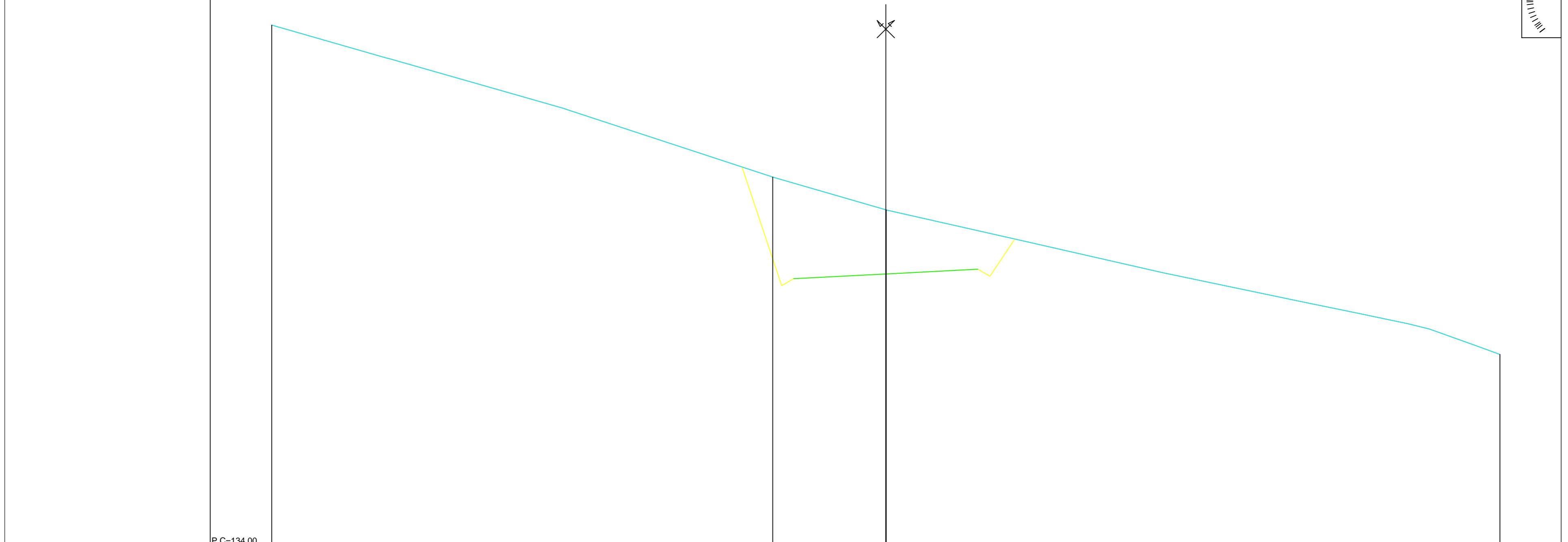
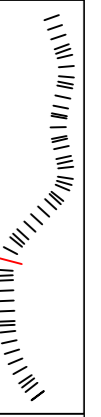
Dist. Part. Terrain Naturel	P.C.=134.00	5.06	4.54	4.30	1.18	4.76	3.50	2.90	1.62	2.53	4.52	4.68	
Dist.TN	-20.00				-5.95	-4.77 -4.76	0.00 0.04		6.44	8.07		15.32	20.00
Cote TN	149.40				145.83	145.93 145.92	145.56 145.56		144.23	143.18		142.03	141.89
Dist. Part. Assise						1.32	3.00	3.00		1.50			
Dist Terrassement						-4.78	-3.39 -3.00	0.00	3.00 3.39	5.03			
Cote Terrassement						145.93	141.75 141.98	142.13	142.29 142.06	144.52			
Dist. Part. Projet							3.00	3.00					
Dist Projet fini							-3.00	0.00	3.00				
Cote Projet fini							141.98	142.13	142.29				

Profil 26 / P.K:240.00
 X=583055.95
 Y=4060298.41
 DEBLAIS : 15.15
 REMBLAIS : 0.00



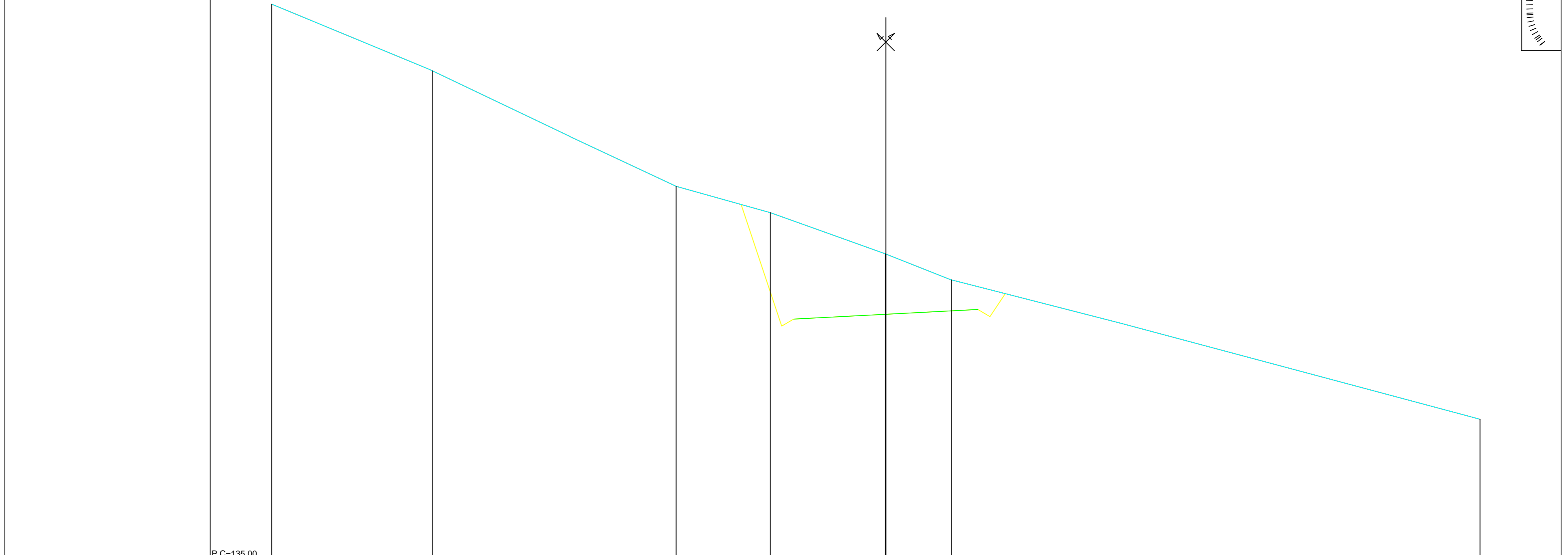
Dist. Part. Terrain Naturel		7.69	5.91	0.79	2.18	2.37	5.24	2.50	6.17	0.76	5.28	
Dist. TN	-19.12			-5.42	-5.41	-4.62	0.00	5.26	7.79			20.00
Cote TN	149.23			145.83	145.83	145.30	144.84	144.37	143.25			141.30
Dist. Part. Assise					1.04	3.00	3.00	1.30				
Dist Terrassement				-4.51	-3.39	-3.00	0.00	3.00	3.39	4.83		
Cote Terrassement				145.29	141.94	142.17	142.32	142.48	142.25	144.41		
Dist. Part. Projet						3.00	3.00					
Dist Projet fini					-3.00	0.00	3.00					
Cote Projet fini					142.17	142.32	142.48					

Profil 28 / P.K:260.00
 X=583047.06
 Y=4060280.64
 DEBLAIS : 12.82
 REMBLAIS : 0.00



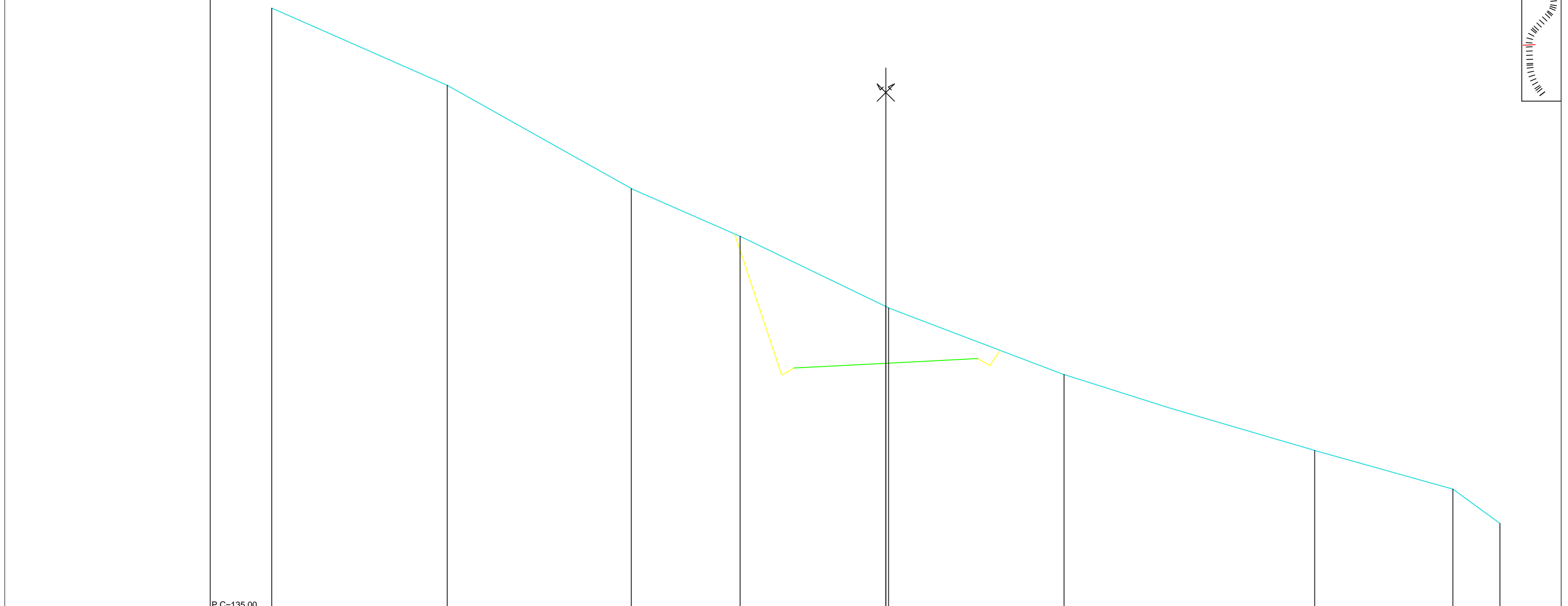
Dist. Part. Terrain Naturel	P.C=134.00	3.76	2.73	2.99	6.74	3.68	4.53	4.31	4.44	1.78	1.66	0.74	1.49	0.80
Dist.TN	-20.00					-3.68	0.00	0.01						20.00
Cote TN	150.93					145.98	144.91	144.91						140.20
Dist. Part. Assise						1.21	3.00	3.00				0.66		
Dist Terrassement						-4.68	-3.39	-3.00	0.00	3.00	3.39	4.20		
Cote Terrassement						146.30	142.44	142.67	142.82	142.98	142.75	143.96		
Dist. Part. Projet							3.00	3.00						
Dist Projet fini							-3.00	0.00	3.00					
Cote Projet fini							142.67	142.82	142.98					

Profil 29 / P.K:270.00
 X=583045.44
 Y=4060270.79
 DEBLAIS : 11.68
 REMBLAIS : 0.00




Dist. Part. Terrain Naturel	P.C=135.00	5.14	4.49	3.43	1.00	2.07	1.51	2.24	2.09	1.91	3.68	4.97	6.17
Dist.TN	-20.00	-14.77		-6.83	-3.76		-0.01	0.00		2.13			19.35
Cote TN	153.04	150.86		147.10	146.24		144.90	144.89		144.05			139.51
Dist. Part. Assise						1.24		3.00		3.00			
Dist Terrassement					-4.71	-3.39	-3.00		0.00		3.00	3.39	3.89
Cote Terrassement					146.51	142.54	142.77		142.93		143.08	142.85	143.60
Dist. Part. Projet								3.00		3.00			
Dist Projet fini						-3.00			0.00		3.00		
Cote Projet fini						142.77			142.93		143.08		

Profil FC4 / P.K:275.20
 X=583045.38
 Y=4060265.59
 DEBLAIS : 11.52
 REMBLAIS : 0.00




Dist. Part. Terrain Naturel	P.C.=135.00	5.48	3.93	2.03	3.54	4.75	4.75	3.83	1.86	3.01	4.65	2.98	1.52	0.73	0.80
Dist.TN	-20.00	-14.28	-8.29	-4.75	0.00	0.09	5.81	13.97	18.47	20.00					
Cote TN	154.55	152.04	148.67	147.12	144.83	144.79	142.62	140.15	138.89	137.77					
Dist. Part. Assise				1.46	3.00	3.00									
Dist Terrassement				-4.92	-3.39	-3.00	0.00	3.00	3.39	3.72					
Cote Terrassement				147.20	142.60	142.83	142.99	143.14	142.91	143.41					
Dist. Part. Projet					3.00	3.00									
Dist Projet fini					-3.00	0.00	3.00								
Cote Projet fini					142.83	142.99	143.14								

Profil 30 / P.K:280.00
 X=583045.57
 Y=4060260.80
 DEBLAIS : 10.52
 REMBLAIS : 0.00



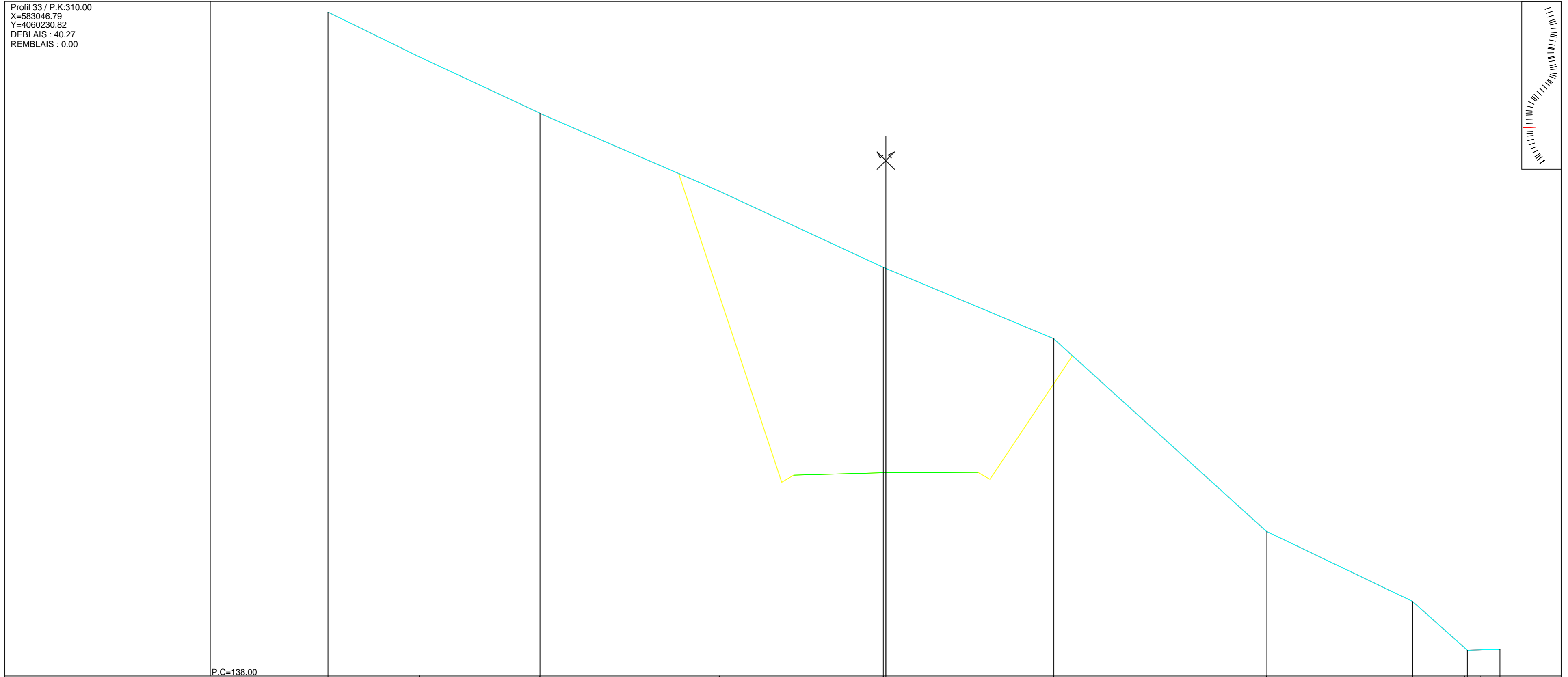
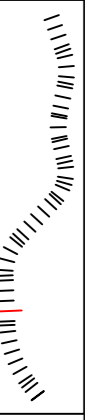
Dist. Part. Terrain Naturel		P.C.=136.00	0.59	1.83	3.01	3.05	1.43	1.36	2.55	3.19	2.80	5.92	2.65	2.91	5.48	1.34	1.49				
Dist.TN		-20.00	-17.59			-10.03	-8.64			-2.84	-0.04	0.00	0.02			5.97			17.05	18.51	20.00
Cote TN		157.42	156.25			150.81	149.69			146.26	144.81	144.80	144.79			141.88			138.70	137.62	137.54
Dist. Part. Assise										1.52	3.00	3.00									
Dist Terrassement										-4.99	-3.39	-3.00	0.00			3.00	3.39	3.54			
Cote Terrassement										147.53	142.73	142.96	143.06			143.16	142.93	143.15			
Dist. Part. Projet											3.00	3.00									
Dist Projet fini											-3.00	0.00	3.00								
Cote Projet fini											142.96	143.06	143.16								

Profil 31 / P.K:290.00
 X=583045.98
 Y=4060250.80
 DEBLAIS : 6.29
 REMBLAIS : 0.38



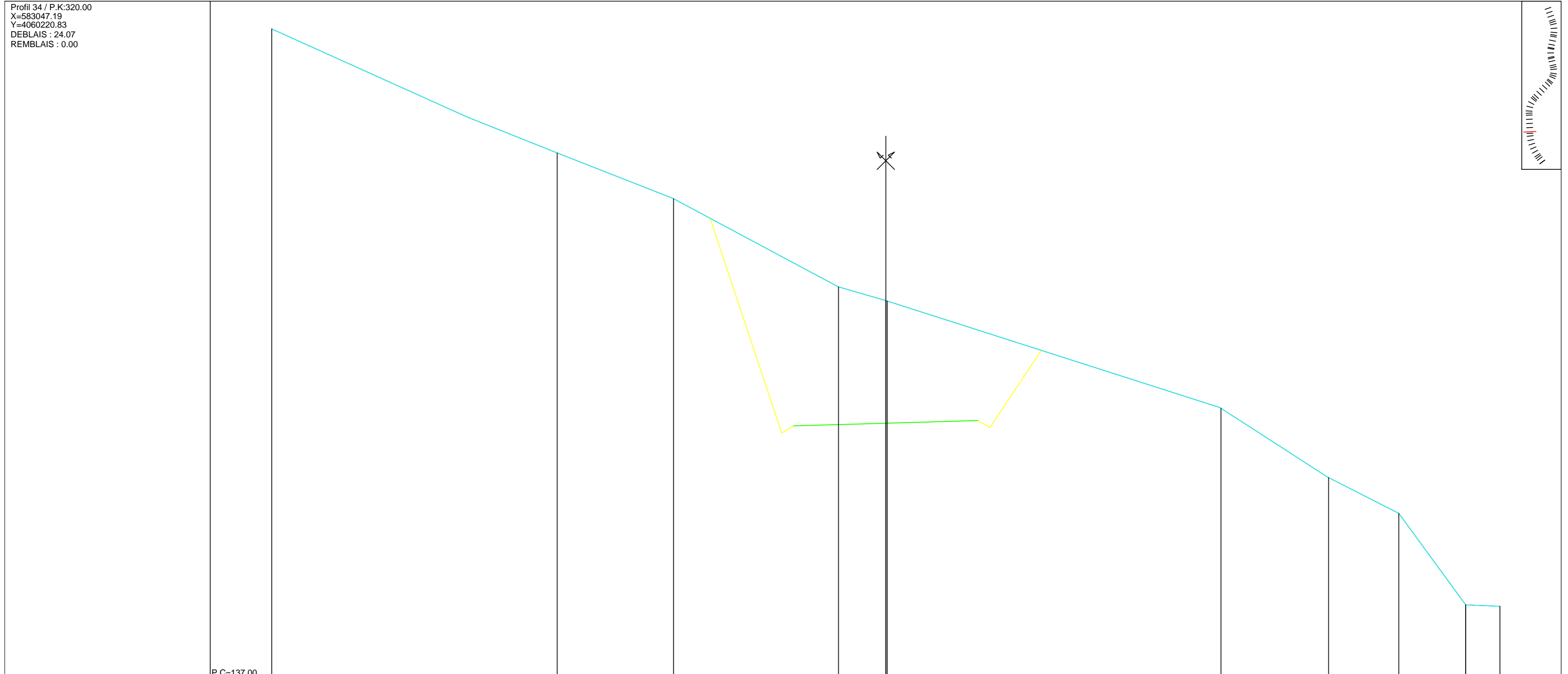
Dist. Part. Assise		1.48	3.00	3.00	1.11	
Dist Terrassement		-4.94	-3.39	-3.00	0.00	3.00
Cote Terrassement		147.73	143.07	143.30	143.38	143.41
Dist. Part. Projet			3.00	3.00		
Dist Projet fini			-3.00	0.00	3.00	
Cote Projet fini			143.30	143.38	143.41	

Profil 33 / P.K:310.00
 X=583046.79
 Y=4060230.82
 DEBLAIS : 40.27
 REMBLAIS : 0.00



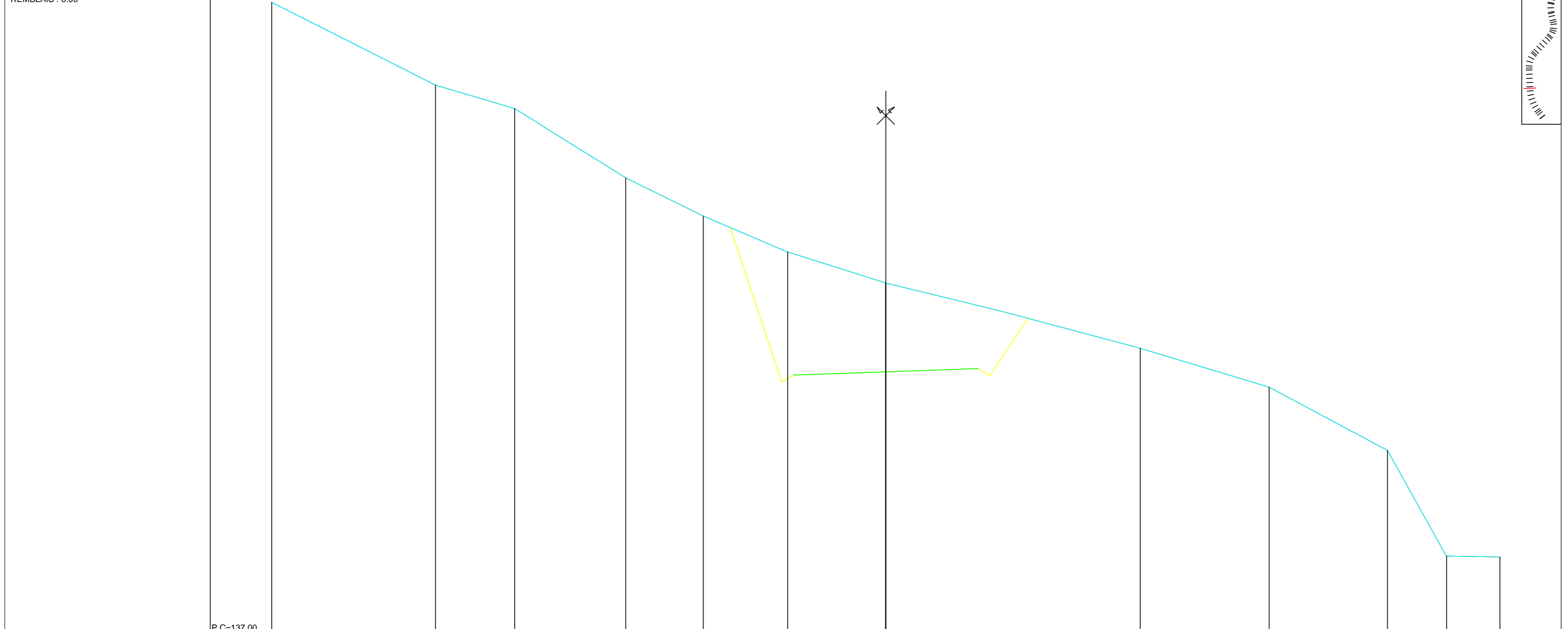
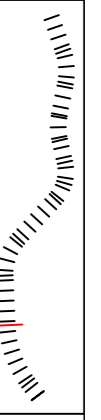
Dist. Part. Terrain Naturel	P.C.=138.00	2.97	3.90	5.84	5.33	5.47	6.93	4.74	1.68	0.62
Dist.TN	-18.16	-11.26	-0.08	0.00	5.47	12.41	17.16	18.94	20.00	
Cote TN	159.64	156.34	151.32	151.29	148.99	142.71	140.43	138.84	138.87	
Dist. Part. Assise			3.28	3.00	3.00	2.54				
Dist Terrassement			-6.75	-3.39	-3.00	0.00	3.00	3.39	6.08	
Cote Terrassement			154.38	144.31	144.54	144.63	144.64	144.41	146.44	
Dist. Part. Projet				3.00	3.00					
Dist Projet fini				-3.00	0.00	3.00				
Cote Projet fini				144.54	144.63	144.64				

Profil 34 / P.K:320.00
 X=583047.19
 Y=4060220.83
 DEBLAIS : 24.07
 REMBLAIS : 0.00




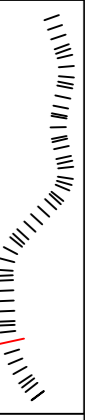
Dist. Part. Terrain Naturel	P.C.=137.00	6.34	2.95	3.77	5.37	1.54	0.00	10.85	1.57	1.89	1.51	0.77	2.18	1.11	
Dist.TN	-20.00		-10.70	-6.91		-1.54	0.00		10.91		14.42	16.71		18.88	20.00
Cote TN	158.09		154.05	152.56		149.69	145.24		145.74		143.48	142.32		139.34	139.29
Dist. Part. Assise						2.25	3.00	3.00		1.53					
Dist Terrassement					-5.72	-3.39	-3.00	0.00	3.00	3.39	5.07				
Cote Terrassement					151.93	144.94	145.17	145.25	145.34	145.11	147.62				
Dist. Part. Projet							3.00	3.00							
Dist Projet fini							-3.00	0.00	3.00						
Cote Projet fini							145.17	145.25	145.34						

Profil OC5 / P.K:323.61
 X=583047.34
 Y=4060217.22
 DEBLAIS : 17.67
 REMBLAIS : 0.00



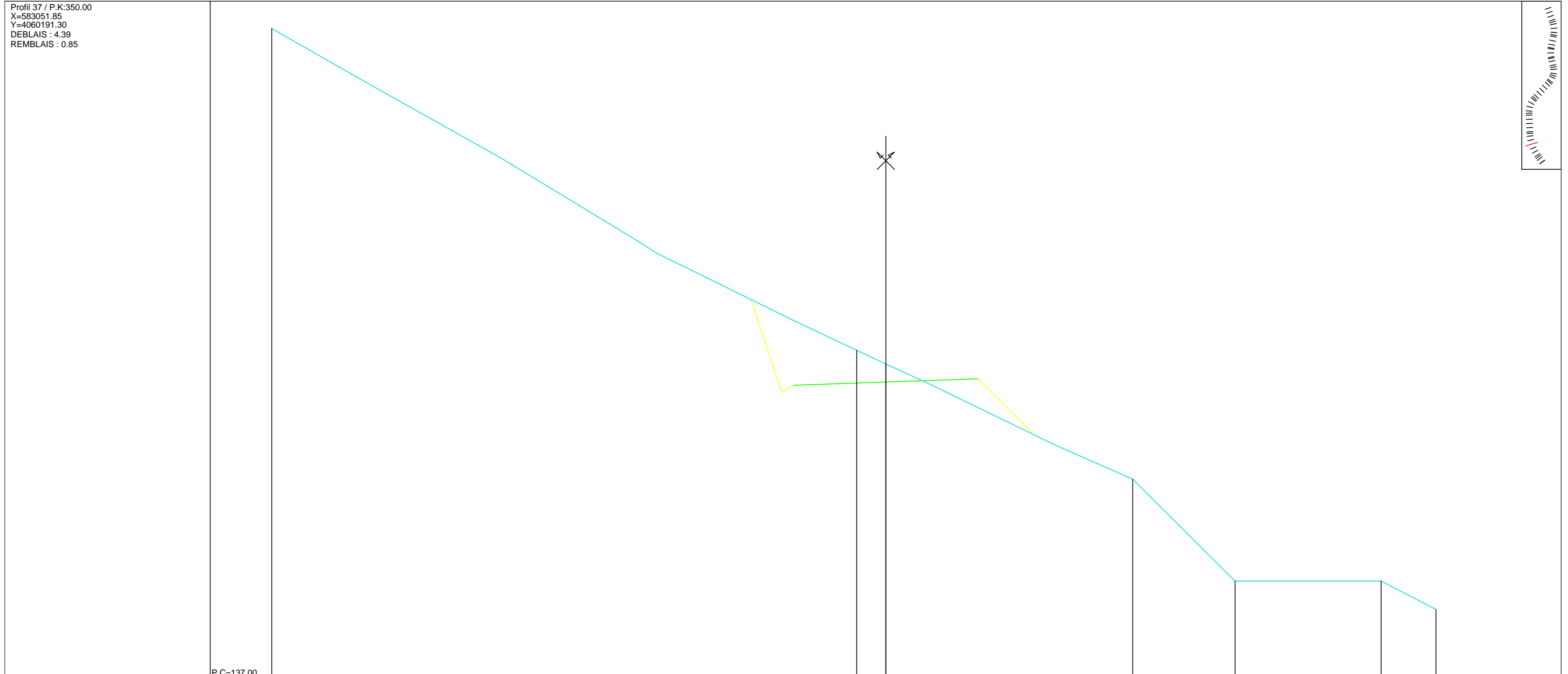
Dist. Part. Terrain Naturel	P.C.=137.00	5.29	2.57	1.73	1.89	2.53	2.74	3.19	3.86	4.40	3.79	1.35	2.51	1.78	1.74	
Dist.TN	-20.00	-14.66	-12.09	-8.47	-5.94	-3.19	-0.01	0.00	0.00		8.29	12.48	16.34	18.26	20.00	
Cote TN	157.49	154.79	154.03	151.78	150.53	149.36	148.35	148.35	148.35		146.23	144.96	142.90	139.46	139.43	
Dist. Part. Assise							1.60	3.00	3.00	1.10						
Dist Terrassement						-5.07	-3.39	-3.00	0.00	3.00	3.39	4.63				
Cote Terrassement						150.16	145.13	145.36	145.46	145.57	145.34	147.20				
Dist. Part. Projet								3.00	3.00							
Dist Projet fini							-3.00	0.00	3.00							
Cote Projet fini							145.36	145.46	145.57							

Profil 36 / P.K:340.00
 X=583049.33
 Y=4060200.97
 DEBLAIS : 2.17
 REMBLAIS : 1.42



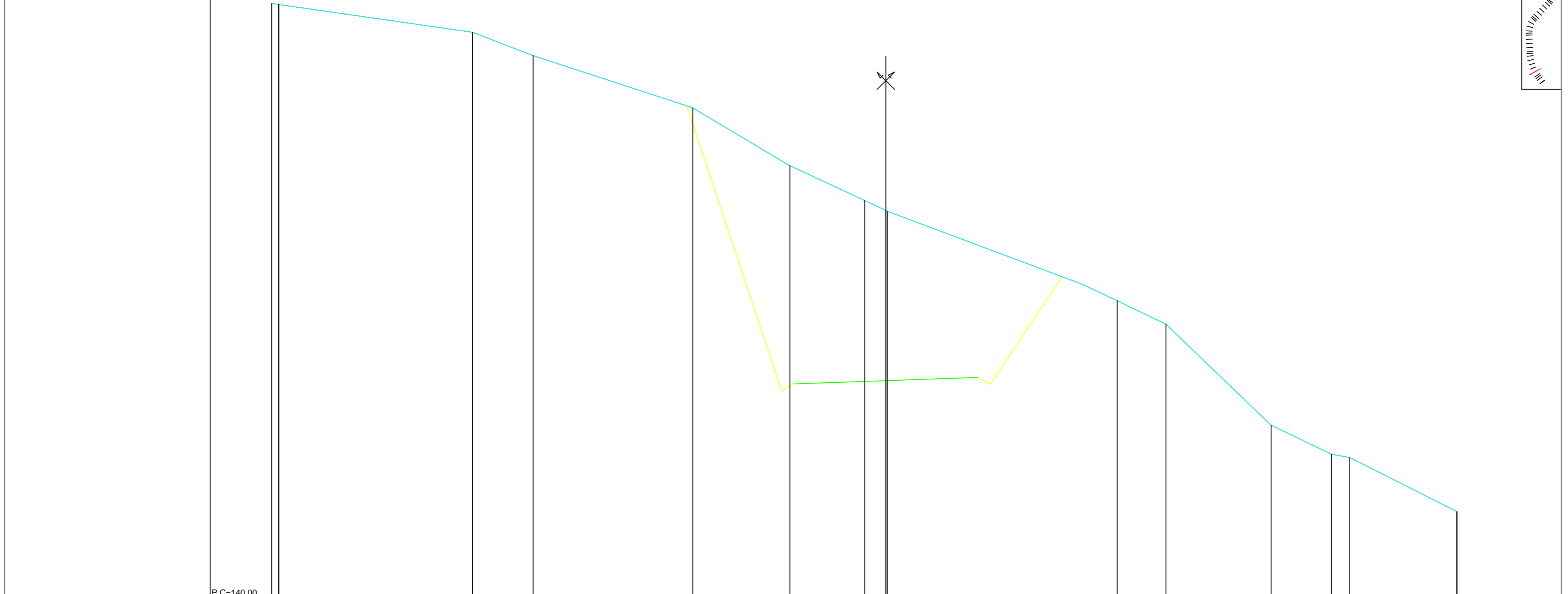
Dist. Part. Terrain Naturel	P.C.=136.00	4.65	3.51	4.60	6.14	4.21	1.07	6.17	0.92	3.43	1.40
Dist.TN	-19.72	-14.78	-10.75	-6.14	0.00	0.01	5.82	12.00	16.36	16.37	17.76
Cote TN	156.44	153.07	150.99	148.81	146.29	146.29	144.36	138.83	139.82	139.80	138.80
Dist. Part. Assise					0.61	3.00	3.00	1.49			
Dist Terrassement					-4.08	-3.39	-3.00	0.00	3.00	4.49	
Cote Terrassement					147.96	145.90	146.13	146.24	146.34	144.85	
Dist. Part. Projet						3.00	3.00				
Dist Projet fini						-3.00	0.00	3.00			
Cote Projet fini						146.13	146.24	146.34			

Profil 37 / P.K:350.00
 X=583051.85
 Y=4060191.30
 DEBLAIS : 4.39
 REMBLAIS : 0.85



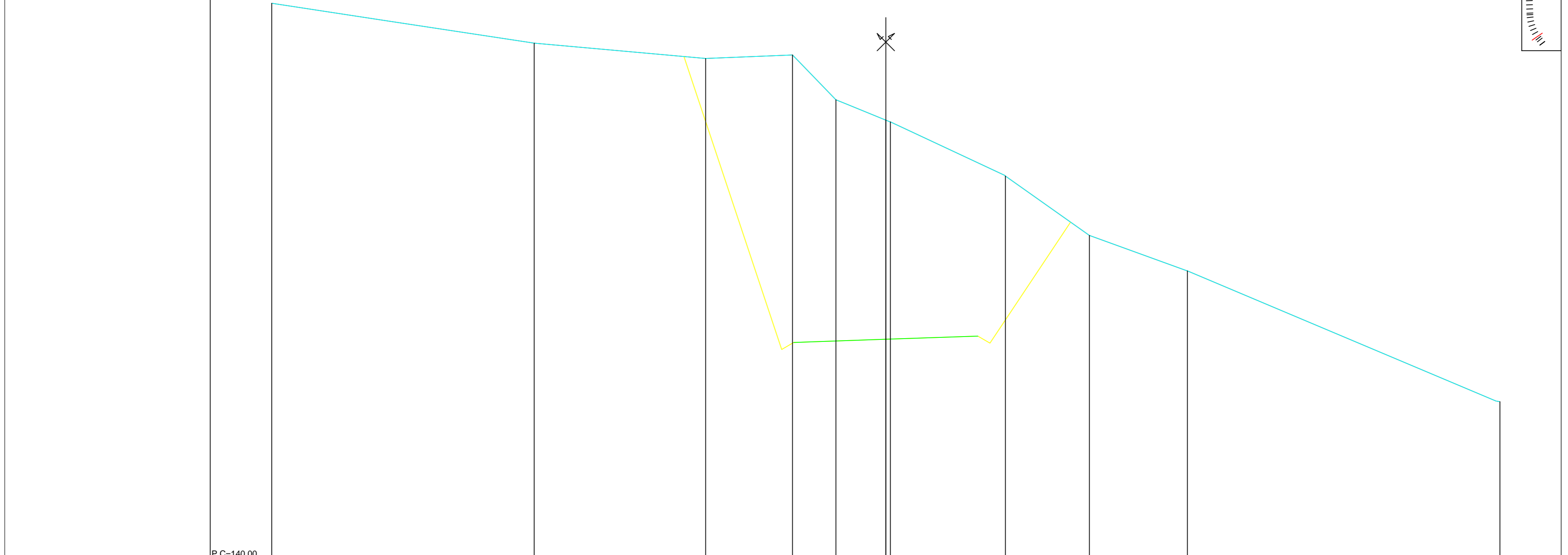
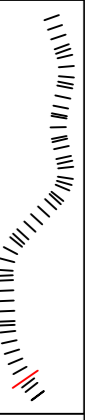
Dist. Part. Terrain Naturel	P.C.=137.00	1.19	1.84	4.37	1.82	2.60	2.46	2.02	2.03	0.95	1.17	4.28	1.65	0.88	3.32	4.75	1.39
Dist.TN	-20.00									-0.95	0.00			8.04	11.38	16.13	17.92
Cote TN	158.10									147.63	147.18			143.43	140.11	140.11	139.19
Dist. Part. Assise								0.93		3.00		3.00		1.82			
Dist Terrassement								-4.40	-3.39	-3.00	0.00	3.00		4.82			
Cote Terrassement								149.28	146.26	146.49	146.59	146.70		144.88			
Dist. Part. Projet										3.00		3.00					
Dist Projet fini									-3.00	0.00		3.00					
Cote Projet fini								146.49		146.59		146.70					

Profil 39 / P.K:370.00
 X=583059.70
 Y=4060172.94
 DEBLAIS : 33.65
 REMBLAIS : 0.00



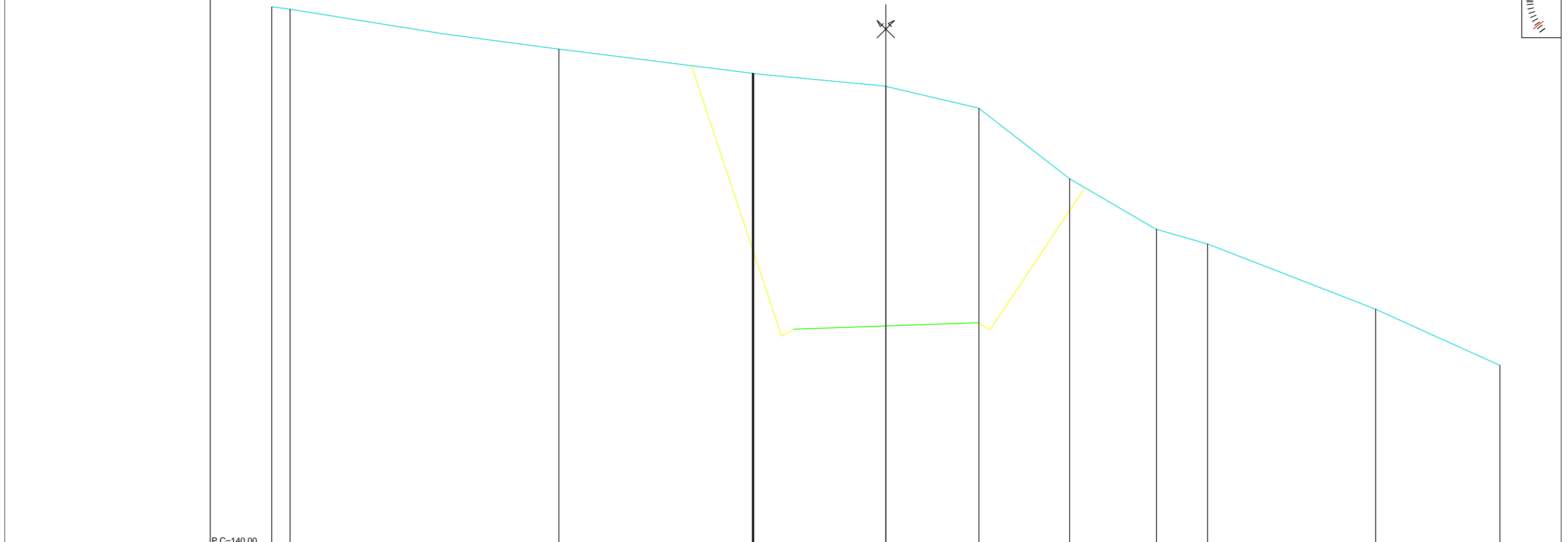
Dist. Part. Terrain Naturel	P.C.=140.00	6.30	1.97	5.17	3.15	2.43	0.69	6.35	1.12	1.59	3.42	1.97	1.75	1.74	18.60
Dist.TN	-20.00 -19.76	-13.46	-11.48	-6.29	-3.12	-0.69	0.00 0.05	7.54	9.12	12.55	14.51	15.11			18.60
Cote TN	159.31 159.28	156.38	157.62	155.91	154.03	152.90	152.57 152.55	149.63	148.87	145.59	144.64	144.53			142.77
Dist. Part. Assise					3.02		3.00	3.00		2.20					
Dist Terrassement				-6.49	-3.39 -3.00		0.00	3.00 3.39		5.73					
Cote Terrassement				155.99	146.70 146.93		147.03	147.14 146.91		150.42					
Dist. Part. Projet							3.00	3.00							
Dist Projet fini					-3.00		0.00	3.00							
Cote Projet fini					146.93		147.03	147.14							

Profil 40 / P.K:380.00
 X=583064.96
 Y=4060164.44
 DEBLAIS : 43.20
 REMBLAIS : 0.00



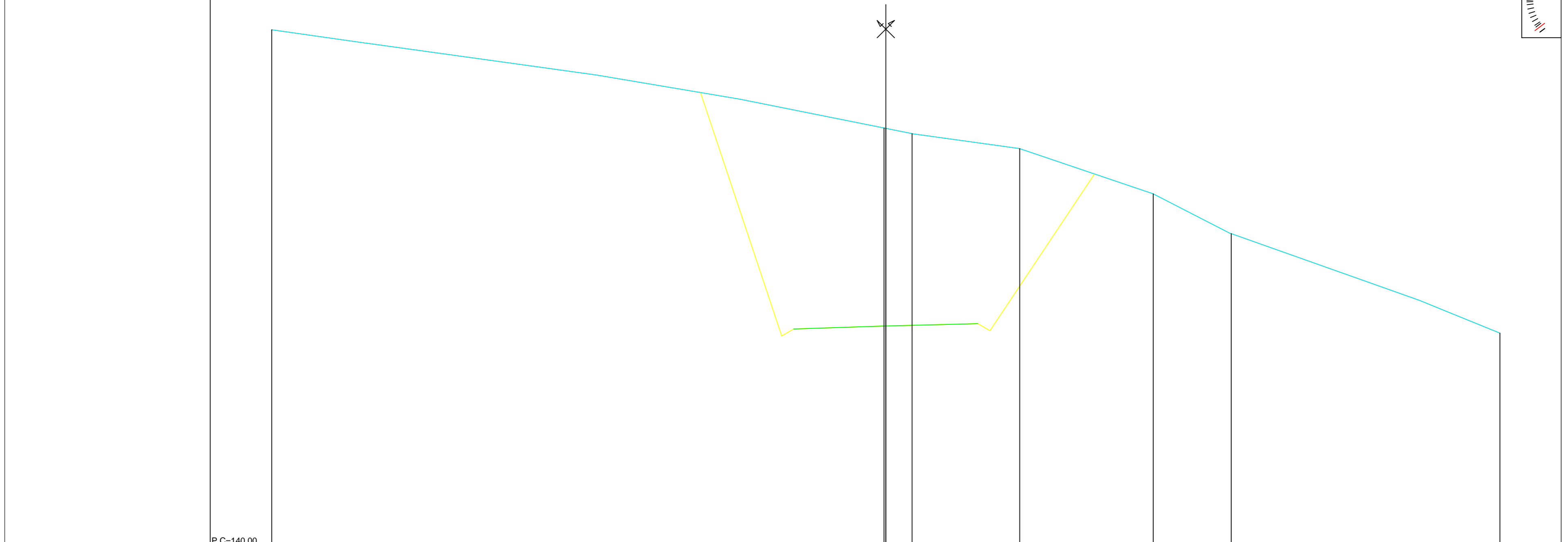
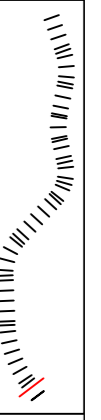
Dist. Part. Terrain Naturel	P.C.=140.00	3.57	4.95	5.59	2.83	1.23	1.25	3.72	2.72	3.16	3.21	6.83
Dist.TN	-20.00		-11.45		-5.86	-3.04	-1.62	0.00 0.15	3.90	6.63	9.82	20.00
Cote TN	158.06		156.77		156.27	156.38	154.92	154.26 154.20	152.43	150.50	148.34	145.08
Dist. Part. Assise					3.11		3.00	3.00		2.48		
Dist Terrassement					-6.57	-3.39 -3.00		0.00	3.00 3.39	6.02		
Cote Terrassement					156.33	146.78 147.01		147.12	147.22 146.99	150.93		
Dist. Part. Projet							3.00	3.00				
Dist Projet fini						-3.00		0.00	3.00			
Cote Projet fini						147.01		147.12	147.22			

Profil FC5 / P.K:384.53
 X=583067.62
 Y=4060160.78
 DEBLAIS : 46.24
 REMBLAIS : 0.00



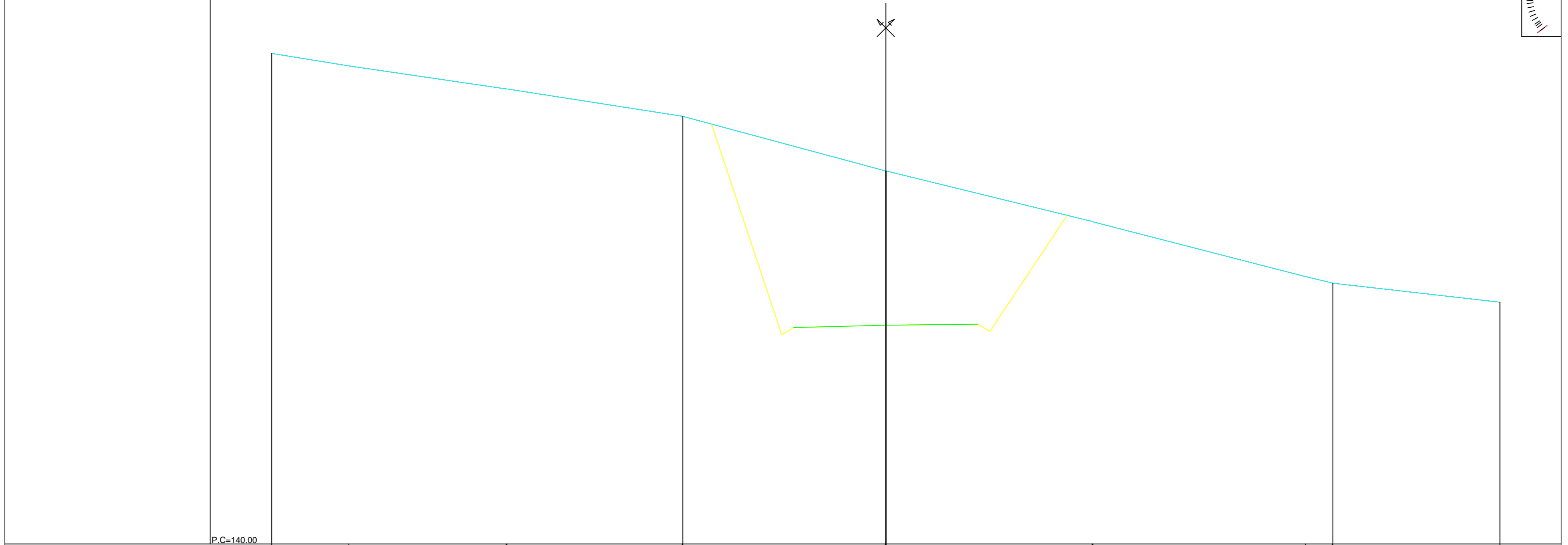
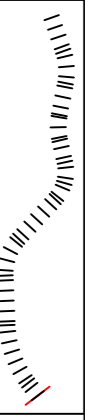
Dist. Part. Terrain Naturel	P.C.=140.00		0.59	5.03	3.70	6.23	4.29	3.00	2.94	2.81	1.67	2.47	2.96	2.89	1.16
Dist.TN	-20.00	-19.40			-10.65		-4.35 -4.32 -4.30	0.00 0.01	3.03	5.99	8.81	10.48		15.95	20.00
Cote TN	157.53	157.45			156.15		155.36 155.36 155.35	154.93 154.93	154.22	151.92	150.27	149.80		147.67	145.84
Dist. Part. Assise							2.86	3.00	3.00	2.94					
Dist Terrassement							-6.33	-3.39 -3.00	0.00	3.00 3.39	6.48				
Cote Terrassement							155.61	146.79 147.02	147.13	147.23 147.00	151.63				
Dist. Part. Projet									3.00	3.00					
Dist Projet fini									-3.00	0.00	3.00				
Cote Projet fini									147.02	147.13	147.23				

Profil 41 / P.K:390.00
 X=583070.93
 Y=4060156.42
 DEBLAIS : 38.80
 REMBLAIS : 0.00



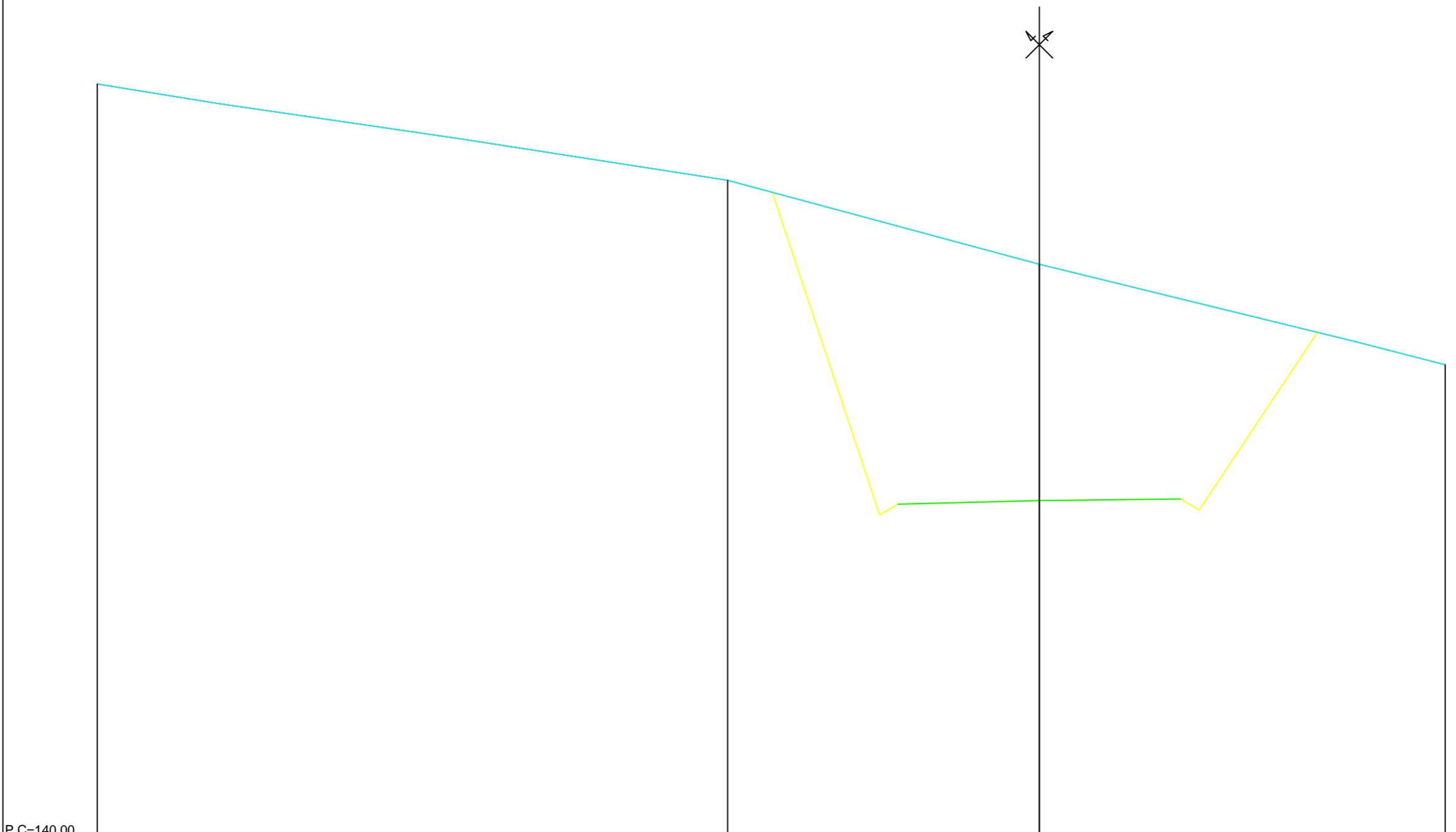
Dist. Part. Terrain Naturel	P.C.=140.00	3.07	6.27	1.24	4.65	4.68	0.06	0.86	2.94	4.35	2.51	5.13	1.03	0.76	1.82	
Dist.TN	-20.00						-0.06	0.00		4.36		8.71	11.25			20.00
Cote TN	156.78						153.58	153.56		152.90		151.43	150.13			146.89
Dist. Part. Assise						2.57		3.00		3.00		3.26				
Dist Terrassement						-6.04		-3.39	-3.00	0.00		3.00	3.39		6.79	
Cote Terrassement						154.73		146.80	147.03	147.12		147.20	146.97		152.08	
Dist. Part. Projet								3.00		3.00						
Dist Projet fini								-3.00		0.00		3.00				
Cote Projet fini								147.03		147.12		147.20				

Profil 42 / P.K:400.00
 X=583076.98
 Y=4060148.45
 DEBLAIS : 30.31
 REMBLAIS : 0.00



Dist. Part. Terrain Naturel	P.C.=140.00	2.51	5.12	5.71	6.60	6.71	6.92	0.87	5.44	20.00
Dist.TN	-20.00			-6.61		-0.00	0.00		14.56	20.00
Cote TN	155.97			153.92		152.14	152.14		148.49	147.87
Dist. Part. Assise					2.21	3.00	3.00		2.37	
Dist Terrassement				-5.68	-3.39	-3.00	0.00	3.00	3.39	5.91
Cote Terrassement				153.67	146.82	147.05	147.12	147.15	146.92	150.70
Dist. Part. Projet						3.00	3.00			
Dist Projet fini					-3.00	0.00	3.00			
Cote Projet fini					147.05	147.12	147.15			

Profil 43 / P.K:400.03
 X=583077.00
 Y=4060148.43
 DEBLAIS : 30.28
 REMBLAIS : 0.00



Dist. Part. Terrain Naturel	P.C.=140.00	2.51	5.14	5.73	6.62	0.00	6.73	1.89			
Dist.TN	-20.00				-6.62	0.00		8.62			
Cote TN	155.97				153.92	152.14		150.00			
Dist. Part. Assise				2.21		3.00	3.00	2.37			
Dist Terrassement					-5.67	-3.39	-3.00	0.00	3.00	3.39	5.90
Cote Terrassement					153.67	146.82	147.05	147.12	147.15	146.92	150.69
Dist. Part. Projet						3.00	3.00				
Dist Projet fini						-3.00	0.00	3.00			
Cote Projet fini						147.05	147.12	147.15			